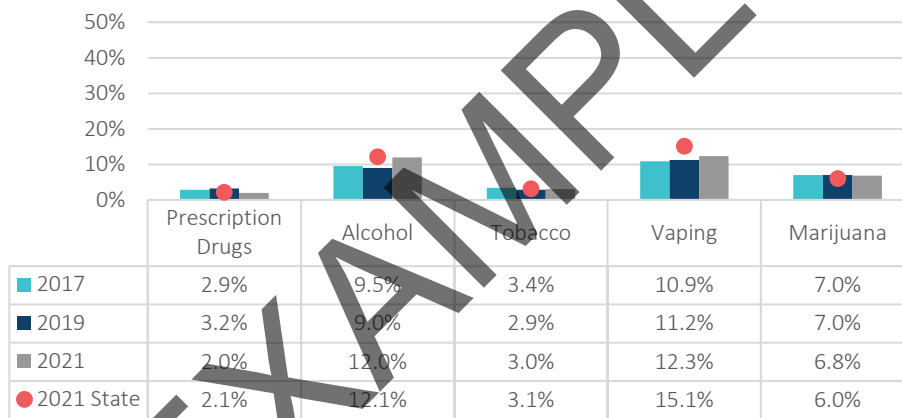


2017-2021 District Trends Report

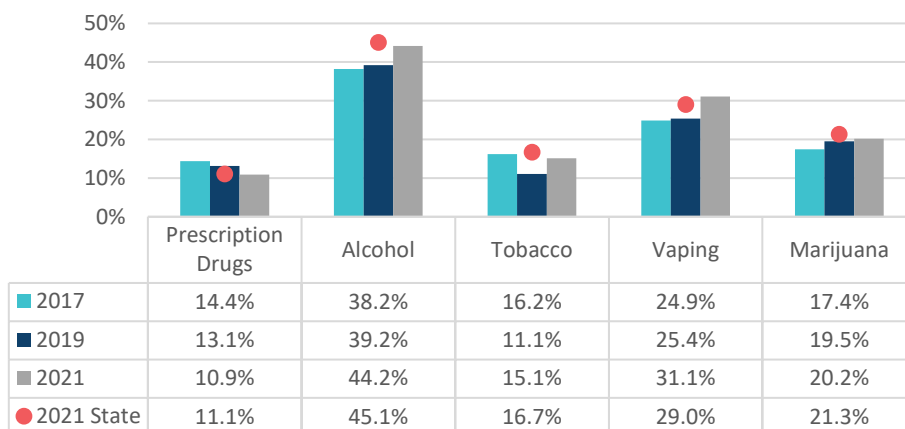
Summary Substance Use Trends

The following charts show the trends of substance use across all three years of the Idaho Healthy Youth Survey for Example School District. The charts show both the percent of students who reported substance use in the past 30 days, as well as those that have reported ever using the substance in their lifetime. Other selected statistics, such as perception of risk, are provided.

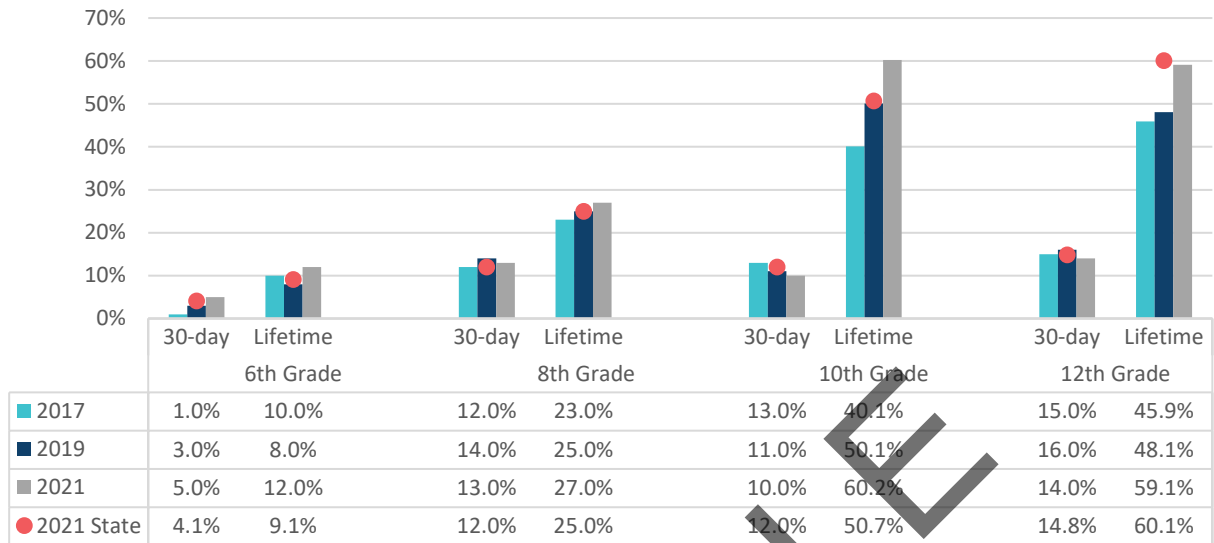
Percent of students reporting substance use within the past 30 days



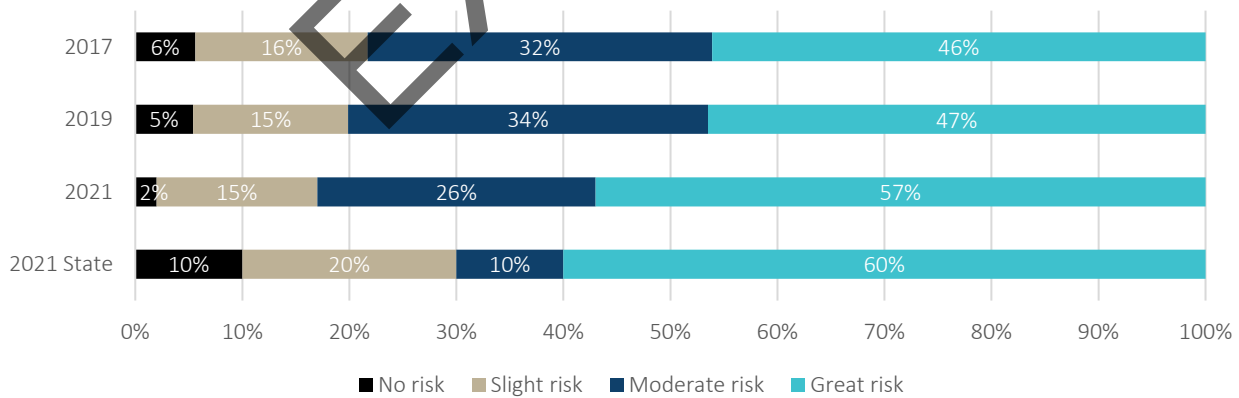
Percent of students reporting substance use within lifetime



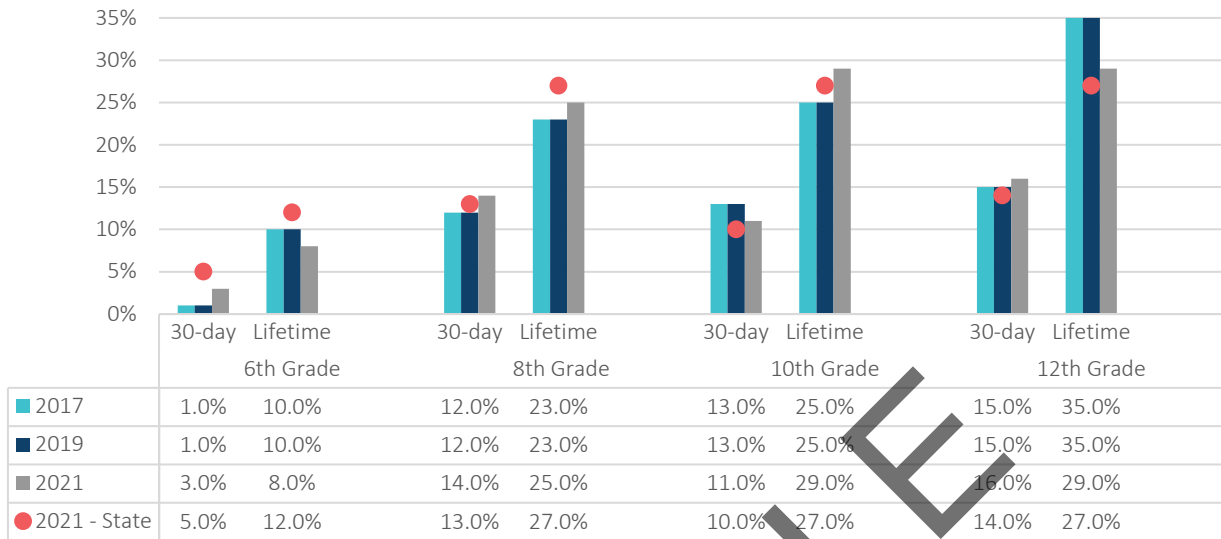
Percent of students reporting drinking alcohol at least once within the past 30 days (30-day) and at least once in their lifetime (Lifetime)



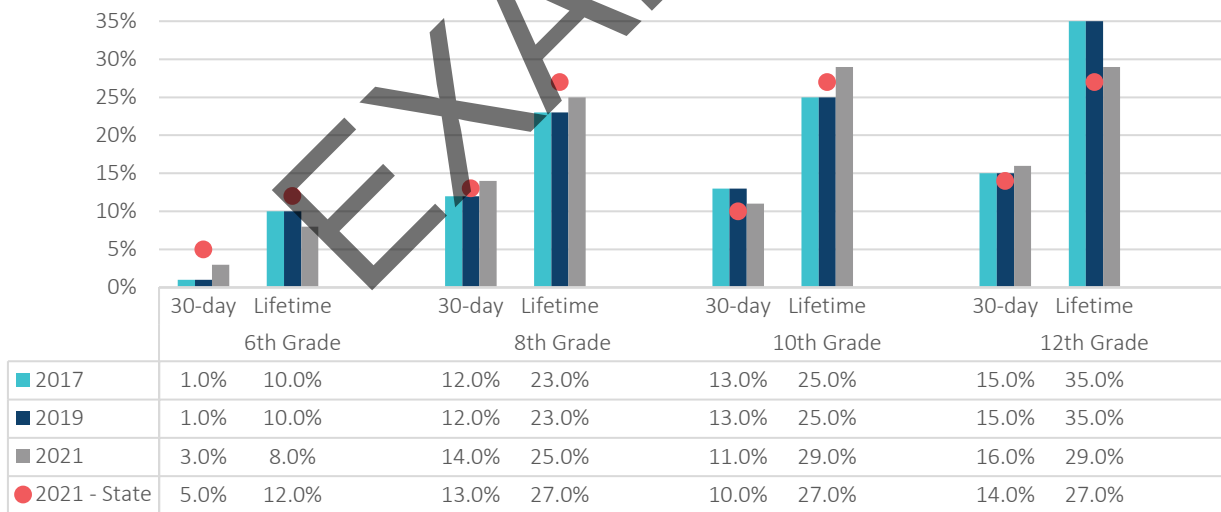
How much do you think people risk harming themselves physically or in other ways when they have one or two alcoholic beverages nearly every day?



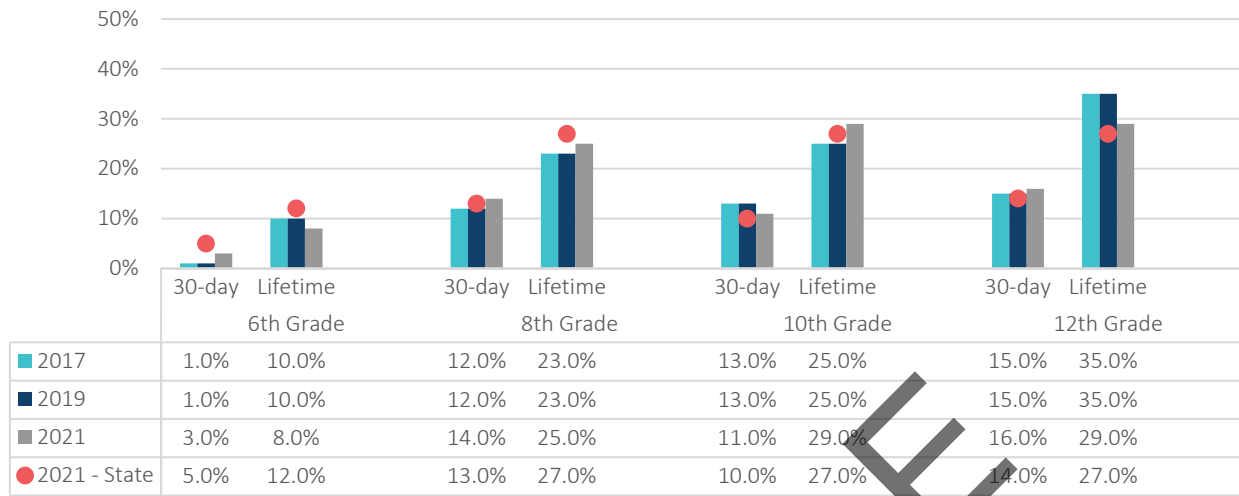
Percent of students reporting using tobacco at least once within the past 30 days (30-day) and at least once in their lifetime (Lifetime)



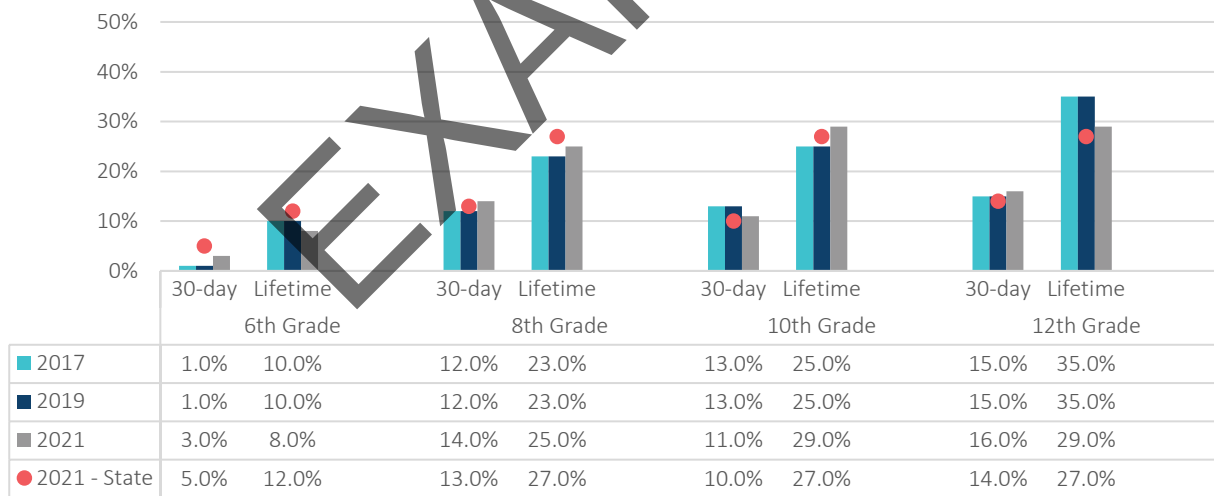
Percent of students reporting using a vape or e-cigarette at least once within in the past 30 days (30-day) and at least once in their lifetime (Lifetime)



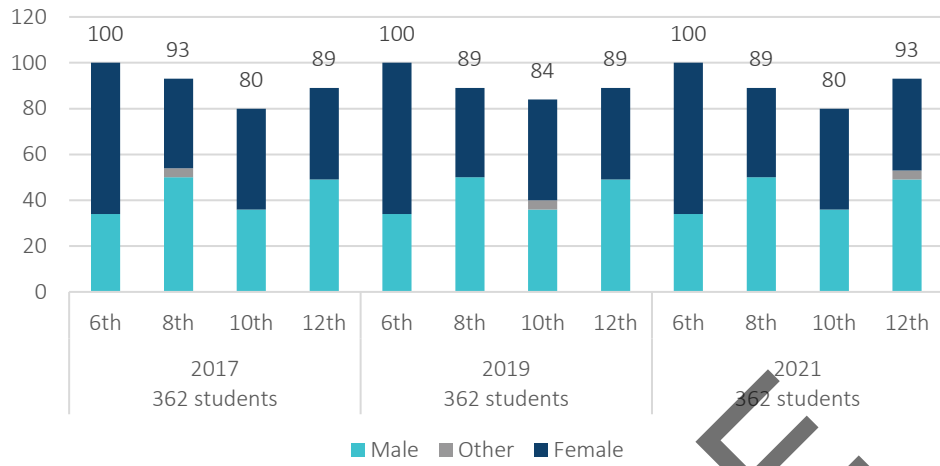
Percent of students reporting using marijuana at least once within the past 30 days (30-day) and at least once in their lifetime (Lifetime)



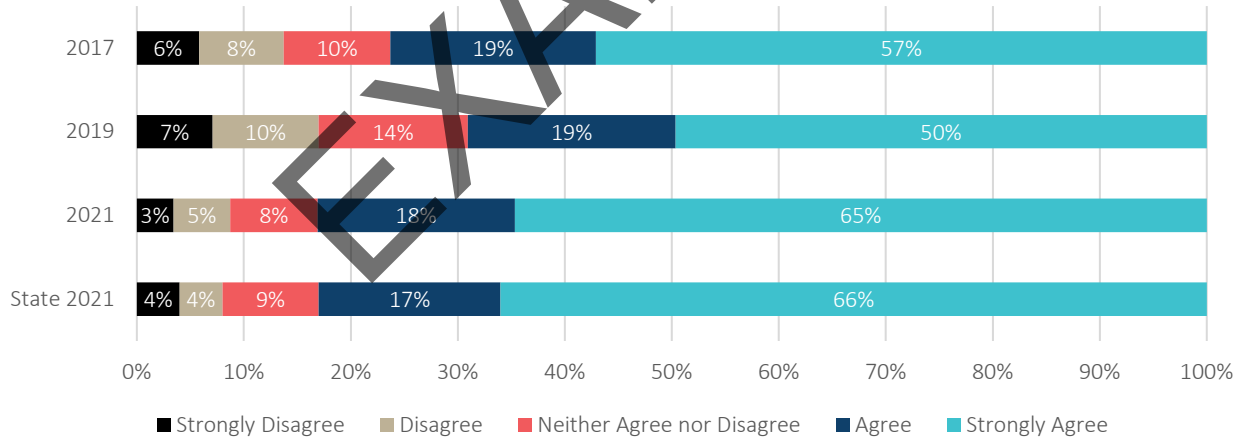
Percent of students reporting misusing prescription drugs at least once within the past 30 days (30-day) and at least once in their lifetime (Lifetime)



District Students Represented in Surveys



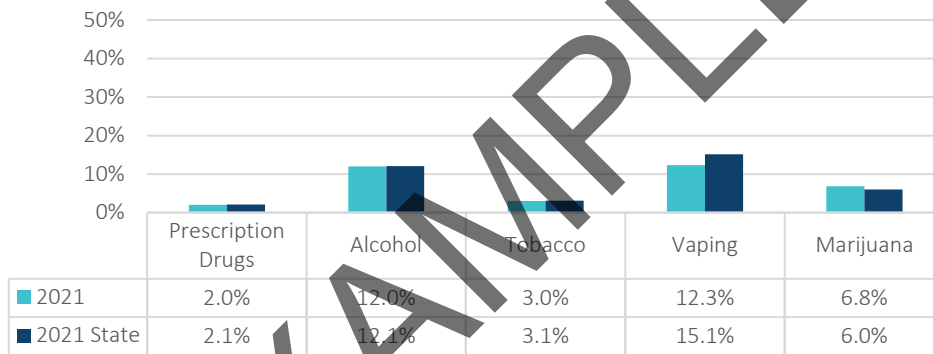
I know how to say "no" when someone wants me to do things I know are wrong or dangerous.



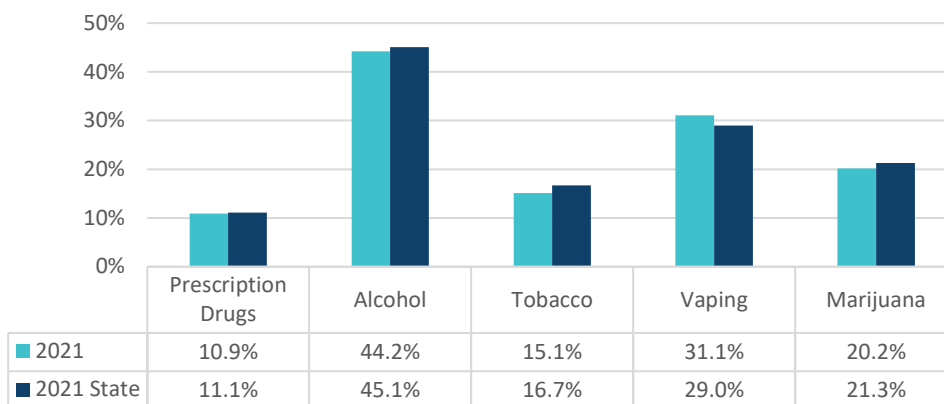
The following tables are the confidential results for the Example School District participation in the Idaho Healthy Youth Survey in the fall of 2021. The district data reported here are weighted for this school district. Statewide results provided for context are weighted at the state level.

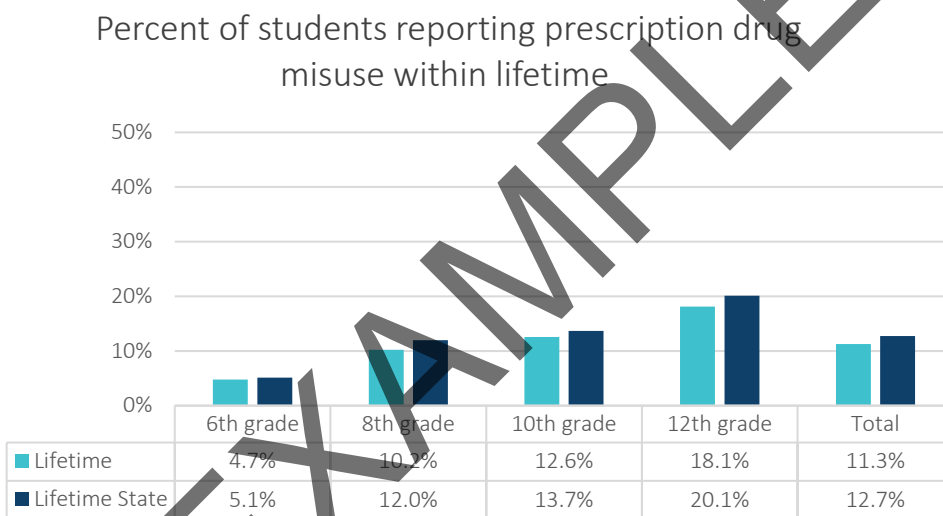
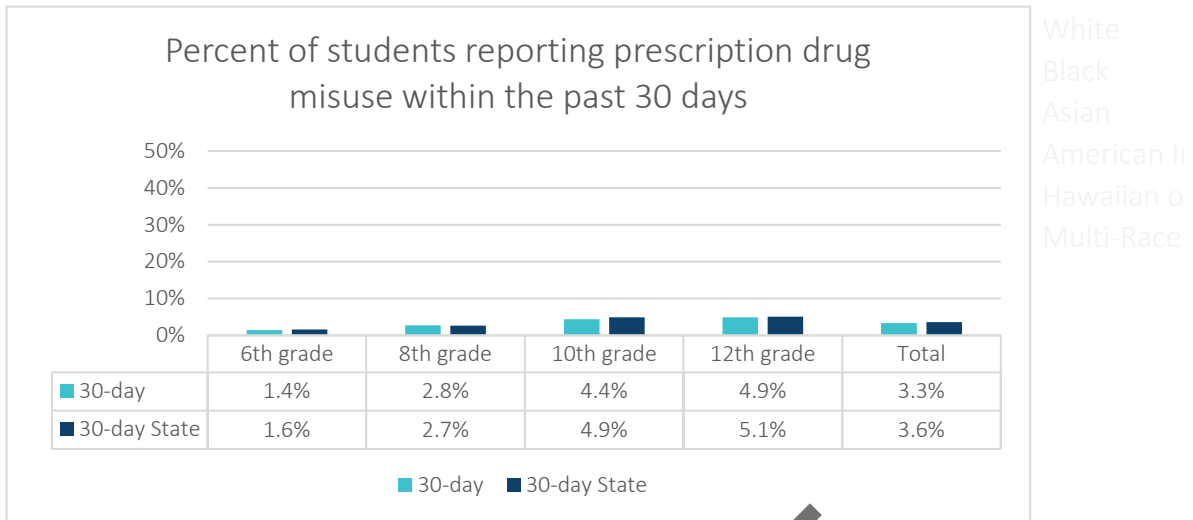
Except for the numbers of students in each grade, all results are reported as percentages. The students were not required to answer every question; which led to varying amounts of non-response. The percentages reported here are based on the valid responses received for each question.

Percent of students reporting substance use within the past 30 days

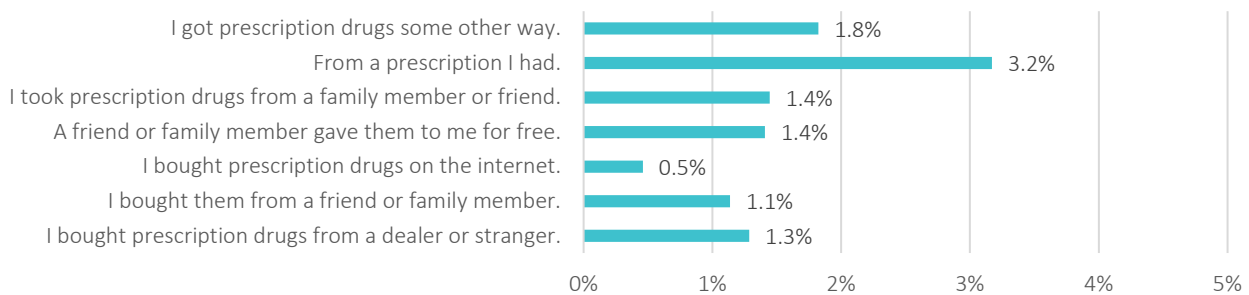


Percent of students reporting substance use within lifetime

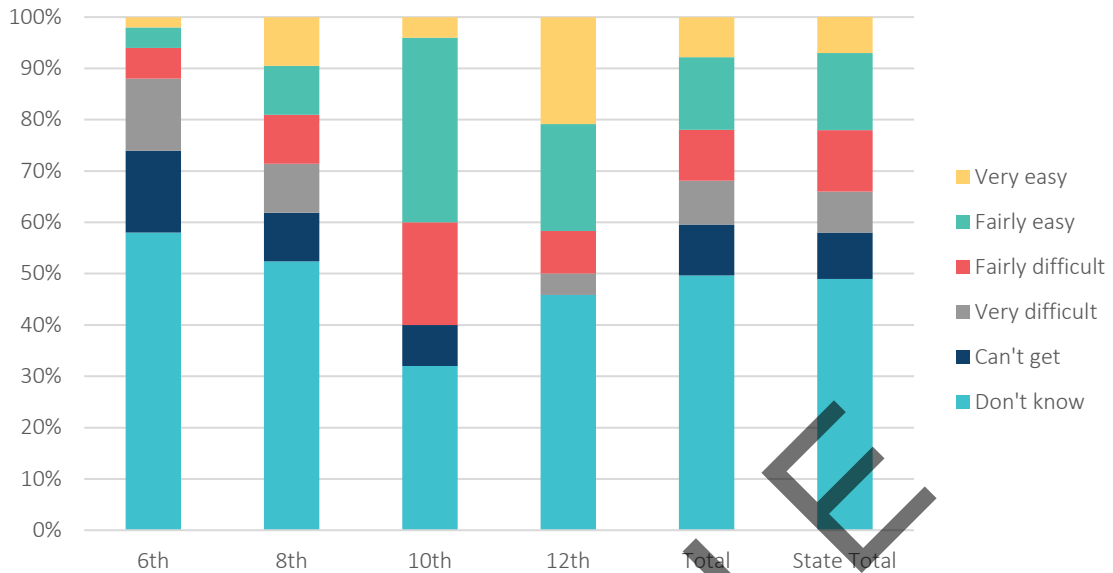




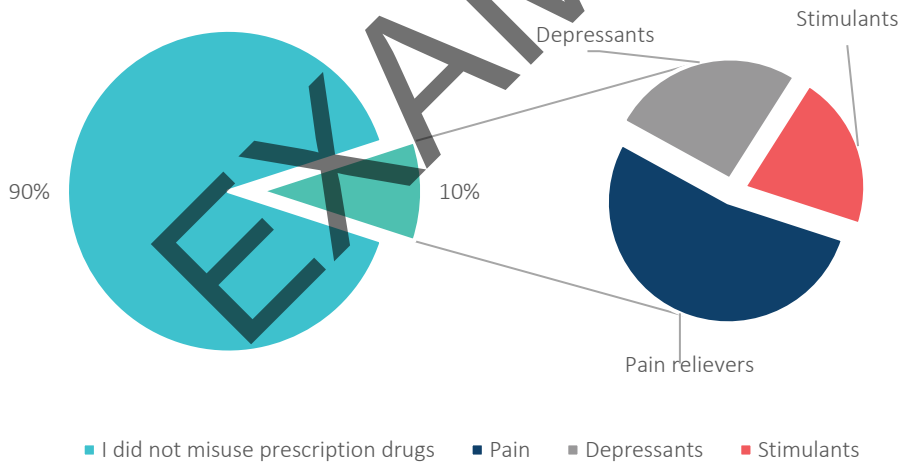
Q10 Where did you get the prescription drugs you misused during the past year?



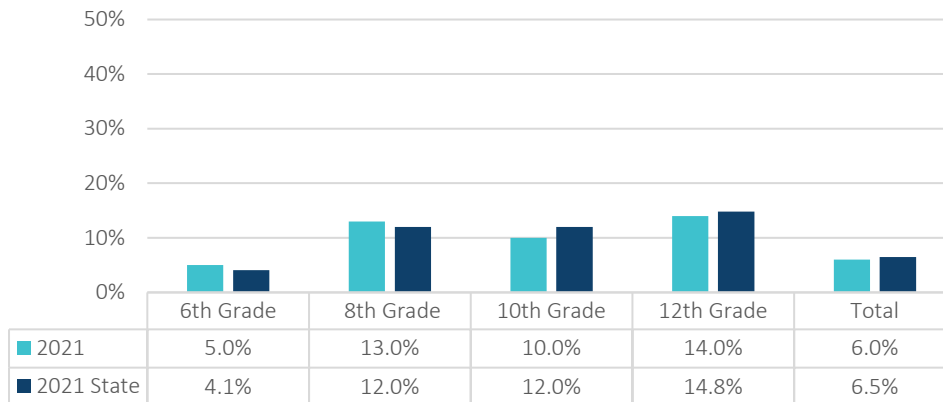
Q9 If you wanted to get some prescription drugs to misuse, how easy would it be for you to get some?



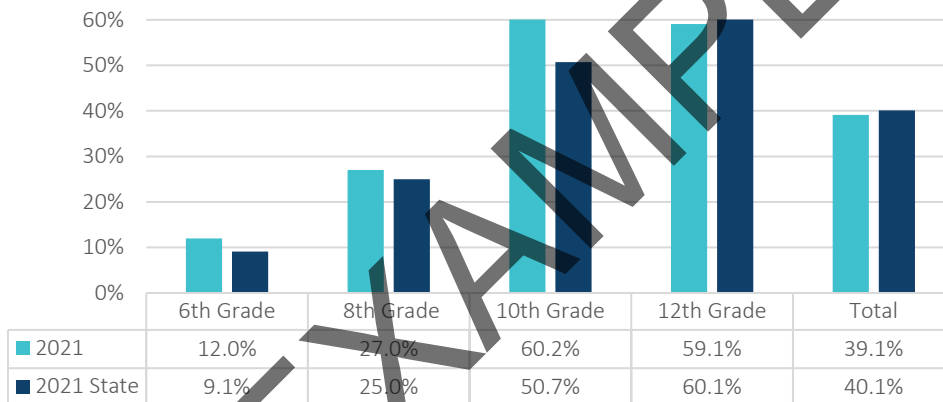
Type of Prescription Drugs Misused



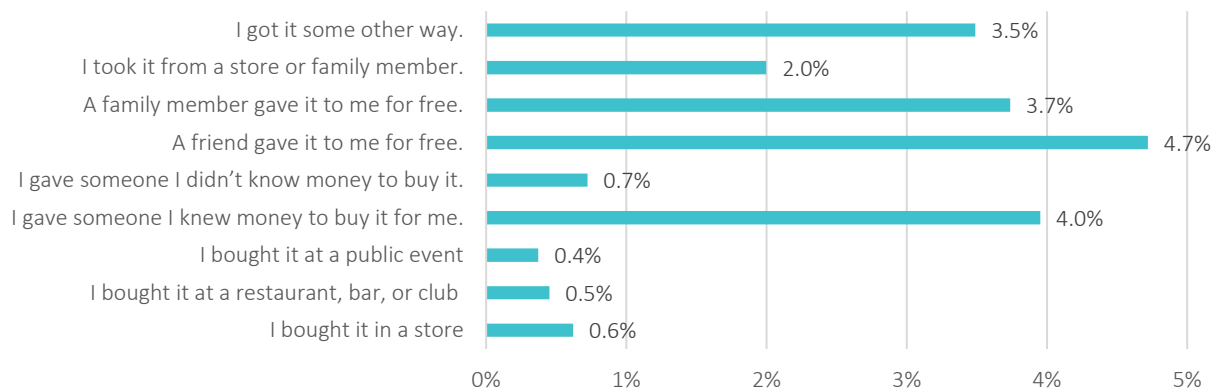
Percent of students reporting drinking alcohol within the past 30 days



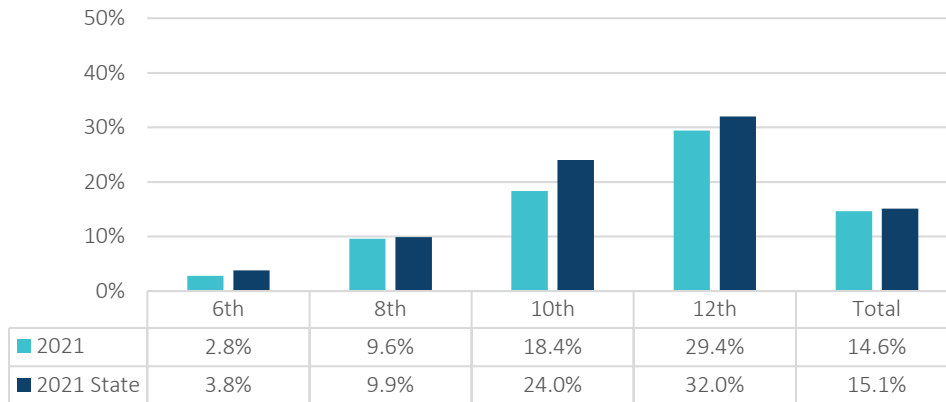
Percent of students reporting drinking alcohol within lifetime



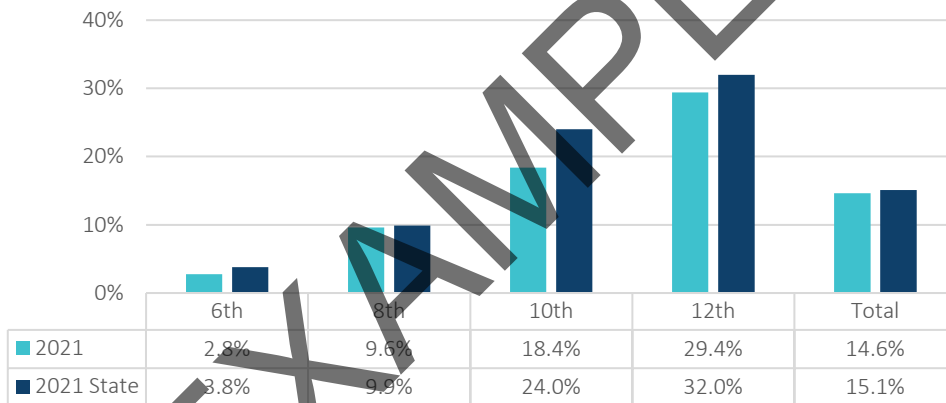
Q28 During the past 30 days, how did you get the alcohol you drank?



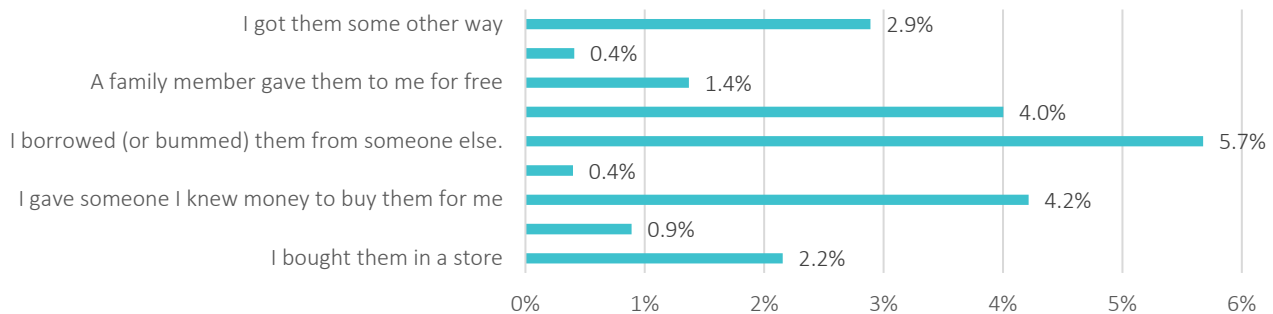
Percent of students reporting vaping or using an e-cigarette within the past 30 days



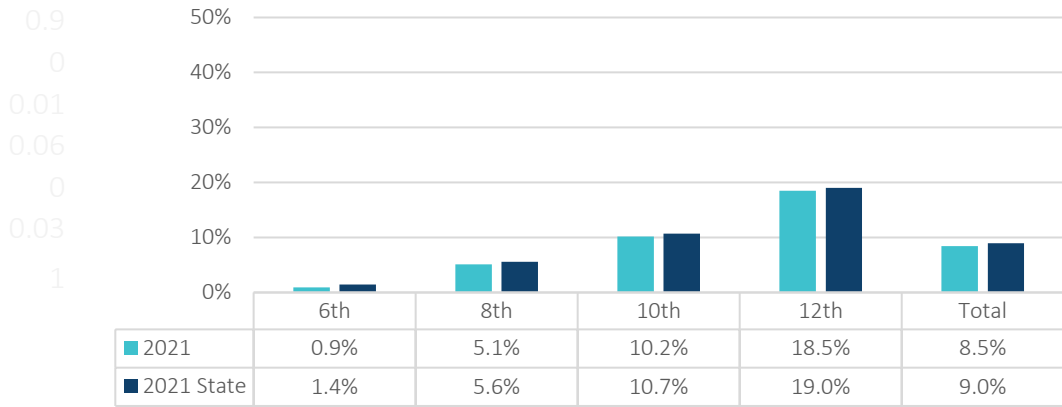
Percent of students reporting vaping or using an e-cigarette within lifetime



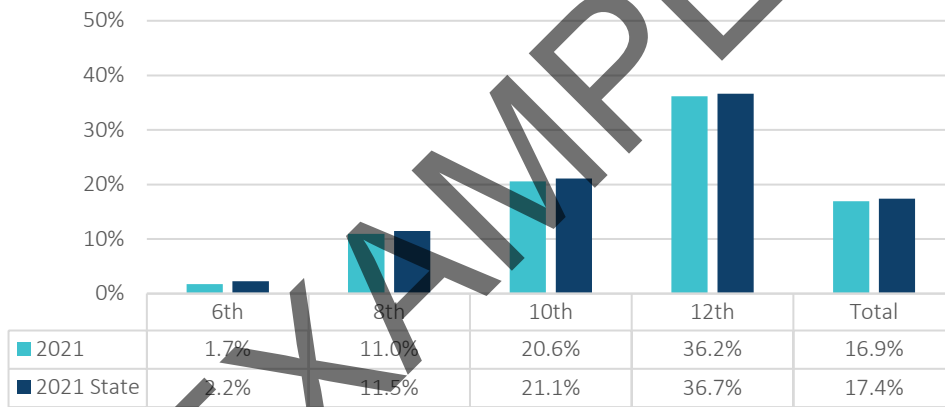
Q48 During the past 30 days, how did you get your own electronic vapor products?



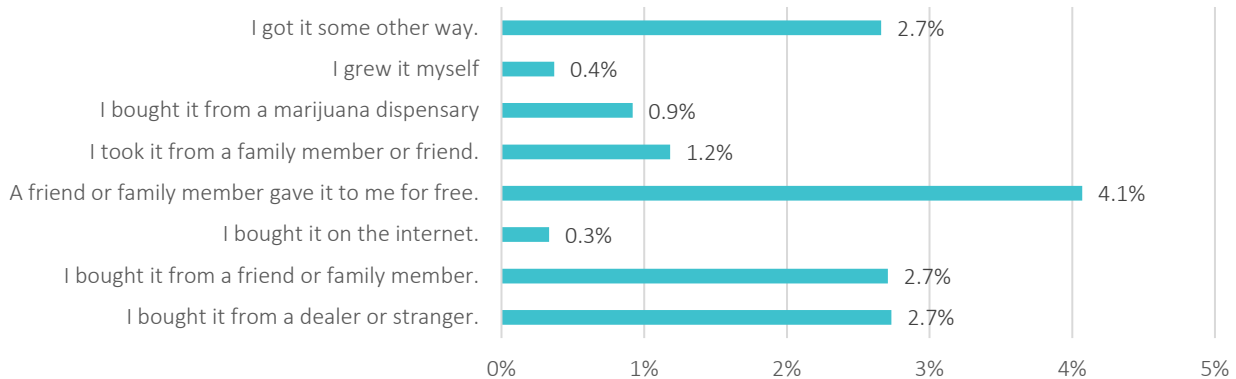
Percent of students reporting marijuana use within the past 30 days



Percent of students reporting marijuana use within lifetime

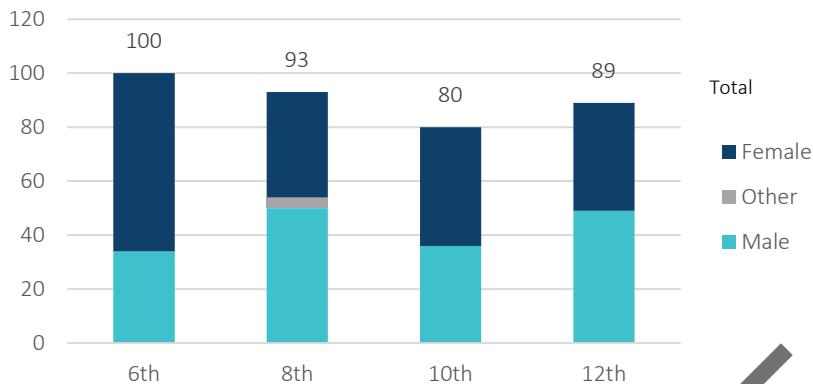


Q67 During the past 30 days, on how many days did you use marijuana?

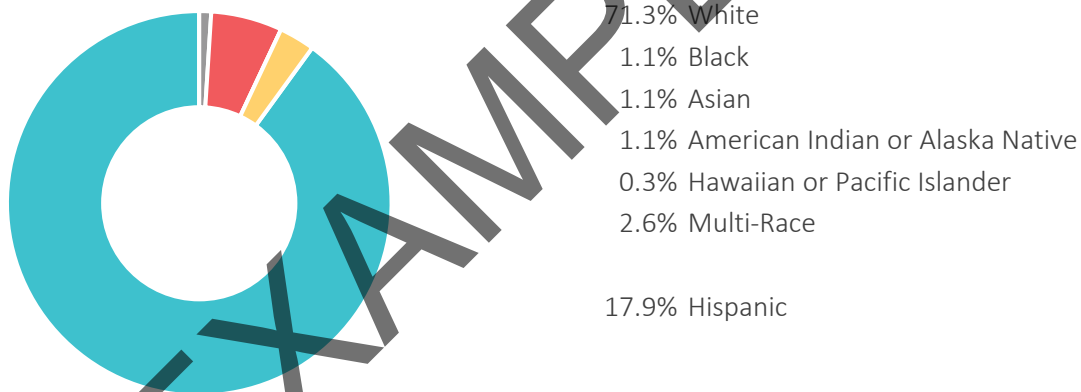


District Students Represented in 2021 IHYS Survey

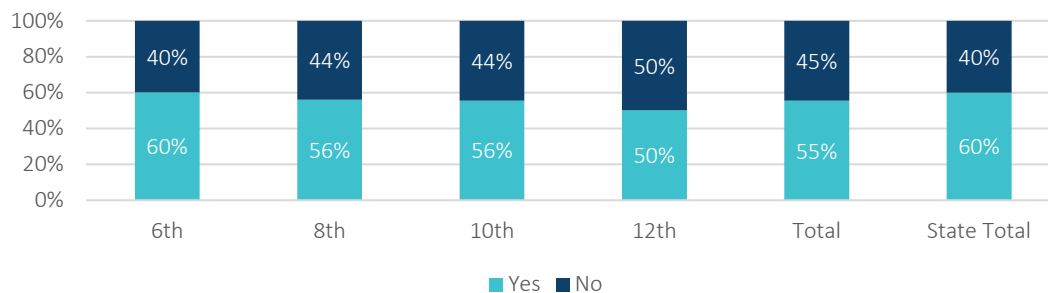
ndian or Alas
r Pacific Islar



Race/Ethnicity



Q91 During the past 12 months, have you talked with at least one of your parents/caregivers about the dangers of tobacco, alcohol, or drug use?



Question	Response Options	6th	8th	10th	12th	Total
* indicates a multiple response question						
How old are you?	12 years old or younger	99.2%	0.8%			24.7%
	13 years old	0.8%	72.7%			18.6%
	14 years old		26.0%	0.5%		6.7%
	15 years old		0.4%	72.4%		19.0%
	16 years old			26.2%	1.3%	7.2%
	17 years old			0.9%	73.1%	17.8%
	18 years old or older				25.6%	6.1%
Gender		6th	8th	10th	12th	Total
	Male	50.6%	51.2%	50.8%	51.8%	51.1%
	Female	49.1%	47.9%	48.3%	47.7%	48.3%
	Other	0.3%	0.9%	1.0%	0.6%	0.7%
Race-Ethnicity*		6th	8th	10th	12th	Total
	American Indian or Alaska Native	1.9%	1.1%	0.8%	0.6%	1.1%
	Asian	1.0%	0.9%	1.4%	1.1%	1.1%
	Black or African American	1.5%	1.2%	0.8%	1.0%	1.1%
	Hispanic or Latino	17.3%	18.3%	17.8%	18.3%	17.9%
	Native Hawaiian or Other Pacific Islander	0.3%	0.4%	0.3%	0.1%	0.3%
	White	65.1%	70.7%	74.6%	75.5%	71.3%
	Other and Missing	9.3%	4.5%	2.2%	1.5%	4.5%
How wrong do your parents/caregivers feel it would be for you to misuse prescription drugs?		6th	8th	10th	12th	Total
	Very Wrong	89.4%	84.3%	83.5%	81.9%	84.7%
	Wrong	8.1%	13.2%	13.8%	14.7%	12.5%
	A Little Bit Wrong	1.3%	1.4%	1.8%	2.2%	1.7%
	Not Wrong at All	1.1%	1.1%	0.8%	1.2%	1.1%
How wrong do your friends feel it would be for you to misuse prescription drugs?		6th	8th	10th	12th	Total
	Very Wrong	74.1%	58.9%	49.2%	48.7%	57.4%
	Wrong	21.2%	31.4%	33.2%	32.0%	29.6%
	A Little Bit Wrong	2.9%	7.5%	12.8%	14.1%	9.4%
	Not Wrong at All	1.8%	2.3%	4.8%	5.3%	3.6%
How wrong do you feel it would be for someone your age to misuse prescription drugs?		6th	8th	10th	12th	Total
	Very Wrong	88.3%	75.8%	63.9%	61.8%	72.2%
	Wrong	9.1%	18.8%	26.3%	28.0%	20.7%
	A Little Bit Wrong	1.6%	4.3%	7.5%	7.5%	5.3%
	Not Wrong at All	1.0%	1.1%	2.3%	2.8%	1.8%
How much do you think people risk harming themselves physically or in other ways when they misuse prescription drugs?		6th	8th	10th	12th	Total
	No risk	3.5%	2.0%	1.4%	1.8%	2.1%
	Slight risk	6.3%	5.7%	6.1%	6.2%	6.1%
	Moderate risk	21.1%	26.0%	29.9%	30.3%	26.9%
	Great risk	69.1%	66.3%	62.6%	61.7%	64.8%
If you wanted to get some prescription drugs to misuse, how easy would it be for you to get some?		6th	8th	10th	12th	Total
	Don't know	53.5%	44.0%	39.2%	32.7%	42.2%
	Can't get	16.4%	7.8%	4.3%	3.4%	7.8%
	Very difficult	15.0%	9.2%	5.4%	4.5%	8.4%
	Fairly difficult	5.3%	9.2%	9.3%	9.4%	8.4%
	Fairly easy	5.1%	17.3%	24.9%	28.3%	19.2%
	Very easy	4.6%	12.5%	16.9%	21.6%	14.0%
Where did you get the prescription drugs you misused during the past year?*		6th	8th	10th	12th	Total
	I did not misuse prescription drugs in the past year.	90.3%	92.6%	90.3%	88.6%	90.5%
	I bought it from a dealer or stranger.	0.2%	0.9%	1.6%	2.3%	1.3%
	I bought it from a friend or family member.	0.3%	0.5%	1.6%	2.2%	1.1%
	I bought it on the internet.	0.1%	0.2%	0.5%	0.5%	0.3%
	A friend or family member gave it to me for free.	0.3%	1.0%	2.4%	3.8%	1.9%
	I took it from a family member or friend.	0.3%	0.8%	2.0%	1.9%	1.3%
	From a prescription I had.	2.4%	1.9%	3.3%	3.9%	2.9%
	I got it some other way.	1.1%	1.1%	1.7%	2.1%	1.5%
How many of your closest friends misuse prescription drugs?		6th	8th	10th	12th	Total
	None	95.9%	86.6%	75.6%	73.4%	82.7%
	A few	3.5%	11.8%	21.8%	23.9%	15.4%
	Most	0.3%	1.3%	2.0%	2.0%	1.4%
	All	0.3%	0.3%	0.5%	0.7%	0.4%

		6th	8th	10th	12th	Total
During the past 30 days, on how many days did you misuse prescription drugs?*	0 days	98.7%	97.7%	95.3%	94.5%	96.5%
	1 day	0.4%	0.9%	1.5%	1.2%	1.0%
	2 days	0.2%	0.5%	1.1%	1.3%	0.8%
	3 to 5 days	0.2%	0.3%	1.0%	1.4%	0.7%
	6 to 9 days	0.1%	0.1%	0.4%	0.5%	0.3%
	10 to 19 days	0.1%	0.2%	0.3%	0.5%	0.3%
	20 or more days	0.4%	0.3%	0.4%	0.6%	0.4%
During your life, how many times have you misused prescription drugs?*		6th	8th	10th	12th	Total
	0 times	96.5%	93.1%	86.0%	82.1%	89.3%
	1 or 2 times	1.9%	4.4%	7.4%	8.7%	5.7%
	3 to 9 times	0.9%	1.5%	4.1%	3.8%	2.6%
	10 to 19 times	0.2%	0.2%	0.9%	2.1%	0.8%
	20 to 39 times	0.1%	0.2%	0.8%	1.5%	0.7%
40 or more times	0.4%	0.5%	0.9%	1.8%	0.9%	
How old were you when you misused prescription drugs for the first time?*		6th	8th	10th	12th	Total
	I have never misused prescription drugs	96.3%	92.8%	85.9%	82.0%	89.1%
	8 years old or younger	2.0%	1.4%	0.9%	0.7%	1.2%
	9 or 10 years old	1.0%	0.8%	0.9%	0.5%	0.8%
	11 or 12 years old	0.6%	2.4%	1.7%	1.3%	1.5%
	13 or 14 years old	0.0%	2.5%	6.2%	3.7%	3.2%
	15 or 16 years old		0.0%	4.3%	8.2%	3.2%
	17 years old or older	0.1%	0.1%	0.1%	3.6%	0.9%
What types of prescription drugs have you ever misused?*		6th	8th	10th	12th	Total
	I have never misused these types of prescription drugs.	89.1%	90.3%	85.2%	81.1%	86.4%
	Pain relievers (hydrocodone, oxycodone)	2.6%	4.6%	9.6%	13.6%	7.6%
	Depressants (Xanax, klonopin, valium)	0.5%	1.6%	4.8%	6.7%	3.4%
	Stimulants (Adderall, Ritalin)	0.4%	1.1%	4.1%	7.4%	3.3%
During the past 6 months, where did you misuse prescription drugs? *		6th	8th	10th	12th	Total
	Did not misuse prescription drugs during the past 6 months.	91.1%	92.1%	87.5%	85.8%	89.1%
	At my home	1.7%	3.2%	6.6%	7.8%	4.9%
	At another person's home	0.4%	1.2%	3.5%	5.1%	2.6%
	When riding in or driving a car or other vehicle	0.2%	0.4%	1.3%	2.3%	1.0%
	At a restaurant, bar, or club	0.2%	0.2%	0.2%	0.8%	0.3%
	At an open area such as a park	0.3%	0.6%	1.1%	1.7%	1.0%
	At a public event such as a concert or sporting event	0.1%	0.2%	0.9%	1.8%	0.7%
	On school property	0.2%	0.5%	1.4%	2.3%	1.1%
	Some other place	0.5%	1.0%	2.2%	2.6%	1.6%
How wrong do your parents/caregivers feel it would be for you to have one or two alcoholic beverages nearly every day?		6th	8th	10th	12th	Total
	Very Wrong	89.2%	82.9%	74.9%	65.0%	77.8%
	Wrong	8.2%	12.8%	17.5%	21.4%	15.1%
	A Little Bit Wrong	1.9%	2.9%	5.8%	10.0%	5.2%
	Not Wrong at All	0.8%	1.3%	1.8%	3.6%	1.9%
How wrong do your parents/caregivers feel it would be for you to have five or more alcoholic beverages once or twice a week?		6th	8th	10th	12th	Total
	Very Wrong	93.0%	88.3%	81.8%	71.0%	83.4%
	Wrong	5.4%	9.1%	13.5%	19.4%	11.9%
	A Little Bit Wrong	0.9%	1.8%	3.5%	7.0%	3.3%
	Not Wrong at All	0.7%	0.8%	1.2%	2.6%	1.3%
How wrong do your friends feel it would be for you to have one or two alcoholic beverages nearly every day?		6th	8th	10th	12th	Total
	Very Wrong	84.2%	68.9%	51.7%	42.0%	61.2%
	Wrong	12.8%	20.4%	24.9%	23.7%	20.6%
	A Little Bit Wrong	1.8%	7.7%	14.2%	18.3%	10.7%
	Not Wrong at All	1.2%	3.0%	9.2%	16.0%	7.4%
How wrong do your friends feel it would be for you to have five or more alcoholic beverages once or twice per week?		6th	8th	10th	12th	Total
	Very Wrong	88.5%	73.7%	56.4%	45.0%	65.5%
	Wrong	9.1%	18.7%	22.8%	21.7%	18.3%
	A Little Bit Wrong	1.4%	4.9%	12.3%	16.7%	9.0%
	Not Wrong at All	1.0%	2.7%	8.5%	16.7%	7.3%
How wrong do you feel it would be for someone your age to have one or two alcoholic beverages nearly every day?		6th	8th	10th	12th	Total
	Very Wrong	87.8%	71.5%	59.5%	49.6%	67.6%
	Wrong	9.8%	20.0%	26.1%	26.6%	20.5%
	A Little Bit Wrong	1.7%	6.7%	10.5%	16.0%	8.5%
	Not Wrong at All	0.7%	1.7%	4.0%	7.8%	3.4%

		6th	8th	10th	12th	Total
How wrong do you feel it would be for someone your age to have five or more alcoholic beverages once or twice per week?	Very Wrong	91.0%	76.7%	64.7%	53.5%	72.0%
	Wrong	7.4%	16.7%	22.3%	25.0%	17.7%
	A Little Bit Wrong	1.0%	5.0%	9.4%	12.8%	6.9%
	Not Wrong at All	0.6%	1.6%	3.5%	8.8%	3.5%
		6th	8th	10th	12th	Total
How wrong do your parents/caregivers feel it would be for you to attend a party in a private home where alcoholic beverages were available to you?	Very Wrong	79.4%	63.5%	56.1%	45.6%	61.5%
	Wrong	15.6%	25.6%	26.7%	26.0%	23.5%
	A Little Bit Wrong	3.7%	7.9%	13.3%	19.5%	10.9%
	Not Wrong at All	1.3%	3.0%	4.0%	8.8%	4.2%
		6th	8th	10th	12th	Total
How wrong do you feel it would be for someone your age to attend a party in a home where alcoholic drinks were available to you?	Very Wrong	75.7%	52.1%	39.1%	28.2%	49.2%
	Wrong	18.2%	27.9%	28.8%	24.6%	24.9%
	A Little Bit Wrong	4.1%	13.4%	20.3%	25.7%	15.6%
	Not Wrong at All	2.0%	6.7%	11.7%	21.5%	10.2%
		6th	8th	10th	12th	Total
How much do you think people risk harming themselves physically or in other ways when they have one or two alcoholic beverages nearly every day?	No risk	6.4%	3.9%	5.1%	6.2%	5.4%
	Slight risk	12.0%	13.3%	14.7%	18.6%	14.5%
	Moderate risk	28.9%	36.2%	33.9%	35.6%	33.6%
	Great risk	52.7%	46.7%	46.3%	39.6%	46.5%
		6th	8th	10th	12th	Total
How much do you think people risk harming themselves physically or in other ways when they have five or more alcoholic beverages once or twice a week?	No risk	5.7%	3.4%	3.4%	5.6%	4.5%
	Slight risk	9.6%	10.7%	10.8%	15.0%	11.4%
	Moderate risk	23.8%	29.8%	31.9%	32.4%	29.4%
	Great risk	61.0%	56.2%	53.9%	47.1%	54.7%
		6th	8th	10th	12th	Total
If you wanted to get some alcohol, how easy would it be for you to get some?	Don't know	43.5%	32.8%	28.2%	19.5%	31.2%
	Can't get	23.6%	14.6%	9.4%	4.2%	13.1%
	Very difficult	14.1%	11.1%	7.6%	5.8%	9.7%
	Fairly difficult	5.7%	9.7%	10.1%	8.1%	8.4%
	Fairly easy	7.3%	17.2%	22.8%	27.0%	18.4%
	Very easy	5.7%	14.7%	22.0%	35.3%	19.1%
	6th	8th	10th	12th	Total	
During the past 30 days, how did you get the alcohol you drank?*	I did not drink alcohol during the past 30 days.	98.1%	92.1%	85.1%	72.4%	87.2%
	I bought it in a store	0.3%	0.4%	0.4%	1.4%	0.6%
	I bought it at a restaurant, bar, or club	0.3%	0.3%	0.3%	1.0%	0.5%
	I bought it at a public event	0.4%	0.2%	0.4%	0.5%	0.4%
	I gave someone I knew money to buy it for me.	0.2%	0.5%	3.6%	12.2%	4.0%
	I gave someone I didn't know money to buy it.	0.3%	0.3%	0.8%	1.7%	0.7%
	A friend gave it to me for free.	0.4%	2.1%	6.1%	10.8%	4.7%
	A family member gave it to me for free.	0.8%	2.2%	4.1%	8.3%	3.7%
	I took it from a store or family member.	0.5%	2.3%	2.2%	3.1%	2.0%
	I got it some other way.	1.1%	3.4%	4.7%	4.9%	3.5%
		6th	8th	10th	12th	Total
	How many of your closest friends drink alcohol?	None	92.0%	71.1%	49.5%	30.1%
A few		7.3%	24.1%	37.0%	40.7%	27.0%
Most		0.5%	4.0%	10.9%	21.4%	8.9%
All		0.1%	0.8%	2.5%	7.8%	2.7%
		6th	8th	10th	12th	Total
During the past 30 days, on how many days did you have at least one drink of alcohol?	0 days	96.8%	89.8%	83.8%	69.4%	85.3%
	1 day	2.0%	4.7%	5.6%	9.0%	5.2%
	2 days	0.4%	2.0%	3.9%	6.1%	3.0%
	3 to 5 days	0.2%	1.7%	3.5%	7.9%	3.2%
	6 to 9 days	0.2%	0.5%	1.3%	3.8%	1.4%
	10 to 19 days	0.2%	0.4%	1.0%	2.2%	0.9%
	20 or more days	0.4%	0.9%	0.8%	1.6%	0.9%
		6th	8th	10th	12th	Total
During the past 30 days, on how many days did you have 5 or more drinks of alcohol in a row, that is, within a couple of hours?	0 days	99.1%	96.9%	92.3%	84.0%	93.3%
	1 day	0.5%	1.3%	2.8%	4.9%	2.3%
	2 days	0.2%	0.6%	1.7%	3.7%	1.5%
	3 to 5 days	0.1%	0.5%	1.5%	3.5%	1.4%
	6 to 9 days		0.1%	0.8%	1.7%	0.6%
	10 to 19 days	0.1%	0.2%	0.3%	1.5%	0.5%
	20 or more days		0.4%	0.6%	0.8%	0.4%
		6th	8th	10th	12th	Total

		6th	8th	10th	12th	Total
During your life, how many times have you had at least one drink of alcohol?	0 times	82.8%	66.2%	52.8%	40.0%	60.9%
	1 or 2 times	12.5%	15.7%	16.3%	13.2%	14.5%
	3 to 9 times	3.0%	10.1%	13.9%	12.8%	9.9%
	10 to 19 times	0.8%	3.7%	5.4%	9.6%	4.7%
	20 to 39 times	0.4%	2.0%	4.4%	7.1%	3.3%
	40 to 99 times	0.3%	1.0%	3.7%	7.5%	3.0%
	100 or more times	0.2%	1.5%	3.6%	9.9%	3.6%
		6th	8th	10th	12th	Total
How old were you when you had your first drink of alcohol, other than a few sips?	I have never had a drink of alcohol.	81.2%	63.8%	50.7%	38.0%	58.9%
	8 years old or younger	10.1%	10.8%	10.1%	8.0%	9.8%
	9 or 10 years old	5.2%	7.0%	5.7%	4.0%	5.5%
	11 or 12 years old	3.3%	11.8%	6.8%	7.1%	7.3%
	13 or 14 years old	0.0%	6.5%	15.7%	12.9%	8.7%
	15 or 16 years old		0.0%	10.8%	21.8%	7.7%
	17 years old or older	0.1%	0.0%	0.2%	8.2%	2.0%
		6th	8th	10th	12th	Total
During the past 30 days, what is the largest number of alcoholic drinks you had in a row, that is, within a couple of hours?	I did not drink alcohol during the past 30 days.	96.7%	89.3%	81.4%	67.0%	84.0%
	1 or 2 drinks	2.3%	7.1%	7.7%	9.8%	6.7%
	3 drinks	0.4%	1.0%	1.5%	3.2%	1.5%
	4 drinks	0.2%	0.5%	1.5%	2.6%	1.1%
	5 drinks	0.1%	0.8%	1.6%	3.4%	1.4%
	6 or 7 drinks	0.0%	0.4%	1.7%	3.7%	1.4%
	8 or 9 drinks		0.3%	1.5%	3.0%	1.1%
	10 or more drinks	0.3%	0.7%	3.2%	7.3%	2.7%
		6th	8th	10th	12th	Total
Have your parents/caregivers ever hosted parties with alcohol for you and your friends?	Yes	2.9%	3.7%	3.9%	6.0%	4.1%
	No	97.1%	96.3%	96.1%	94.0%	95.9%
		6th	8th	10th	12th	Total
Have your parents/caregivers ever allowed you to have parties with alcohol when they are away?	Yes	1.4%	2.0%	2.7%	5.4%	2.8%
	No	98.6%	98.0%	97.3%	94.6%	97.2%
		6th	8th	10th	12th	Total
Have you ever drunk alcohol with your parent/caregiver's knowledge?	Yes	10.6%	19.8%	28.6%	39.3%	24.3%
	No	89.4%	80.2%	71.4%	60.7%	75.7%
		6th	8th	10th	12th	Total
During the past 30 days, how many times did you RIDE in a car or other vehicle driven by someone who had been drinking alcohol?	0 times	86.5%	83.0%	85.7%	86.0%	85.2%
	1 time	6.3%	6.3%	6.0%	6.1%	6.2%
	2 or 3 times	3.4%	5.2%	4.5%	4.5%	4.4%
	4 or 5 times	0.8%	1.7%	1.4%	1.3%	1.3%
	6 or more times	3.0%	3.9%	2.5%	2.0%	2.9%
		6th	8th	10th	12th	Total
During the past 30 days, how many times did you DRIVE a car or other vehicle when you had been drinking alcohol?	I did not drive a car or other vehicle during the past 30 days.	76.5%	78.3%	62.3%	48.3%	66.9%
	0 times	22.2%	19.8%	35.4%	46.6%	30.5%
	1 time	1.0%	0.8%	1.2%	2.7%	1.4%
	2 or 3 times	0.2%	0.5%	0.7%	1.4%	0.7%
	4 or 5 times	0.0%	0.3%	0.2%	0.5%	0.2%
	6 or more times	0.2%	0.3%	0.2%	0.4%	0.3%
		6th	8th	10th	12th	Total
During the past 6 months, where did you drink alcohol?*	I did not drink alcohol during the past 6 months.	94.5%	83.4%	73.3%	57.5%	77.7%
	At my home	3.9%	9.8%	14.0%	21.7%	12.1%
	At another person's home	1.0%	7.4%	15.1%	26.1%	12.0%
	When riding in or driving a car or other vehicle	0.2%	0.5%	2.0%	5.0%	1.8%
	At a restaurant, bar, or club	0.1%	0.3%	0.6%	2.1%	0.7%
	At an open area such as a park	0.5%	1.5%	3.3%	5.3%	2.6%
	At a public event such as a concert or sporting event	0.2%	0.5%	1.5%	3.3%	1.3%
	On school property	0.1%	0.5%	1.3%	1.9%	0.9%
	Some other place	1.4%	3.4%	5.2%	8.3%	4.5%
			6th	8th	10th	12th
How much do you think people risk harming themselves physically or in other ways when they use a vape pen or e-cigarette?	No risk	7.5%	6.2%	8.3%	11.0%	8.1%
	Slight risk	10.8%	15.8%	19.7%	23.6%	17.3%
	Moderate risk	22.2%	27.3%	28.3%	27.0%	26.2%
	Great risk	59.4%	50.6%	43.7%	38.5%	48.3%

	6th	8th	10th	12th	Total	
During the past 30 days, on how many days did you use a vape pen or e-cigarette?	0 days	97.2%	90.4%	81.6%	70.6%	85.4%
	1 or 2 days	1.5%	3.3%	5.6%	5.8%	4.0%
	3 to 5 days	0.6%	2.1%	2.9%	3.3%	2.2%
	6 to 9 days	0.2%	1.8%	2.0%	2.6%	1.7%
	10 to 19 days	0.2%	1.0%	2.3%	3.9%	1.8%
	20 to 29 days	0.0%	0.7%	1.8%	3.5%	1.4%
	All 30 days	0.3%	0.7%	3.7%	10.3%	3.5%
During your life, how many times have you used a vape pen or e-cigarette?	0 times	93.7%	78.7%	66.0%	54.5%	73.7%
	1 or 2 times	3.7%	8.1%	9.0%	7.9%	7.2%
	3 to 9 times	1.1%	4.4%	5.2%	6.4%	4.2%
	10 to 19 times	0.6%	2.3%	4.1%	3.0%	2.5%
	20 to 39 times	0.2%	2.3%	3.5%	4.6%	2.6%
	40 to 99 times	0.3%	1.7%	3.5%	4.0%	2.3%
	100 or more times	0.4%	2.6%	8.7%	19.5%	7.4%
How wrong do your parents/caregivers feel it would be for you to use a vape pen or e-cigarette?	Very Wrong	87.9%	77.2%	73.1%	64.8%	76.0%
	Wrong	9.4%	17.7%	18.6%	21.3%	16.7%
	A Little Bit Wrong	2.1%	4.1%	6.4%	9.6%	5.4%
	Not Wrong at All	0.7%	1.0%	1.9%	4.3%	1.9%
How wrong do your friends feel it would be for you to use a vape pen or e-cigarette?	Very Wrong	78.3%	53.1%	42.2%	33.4%	52.1%
	Wrong	15.8%	23.1%	20.7%	17.3%	19.3%
	A Little Bit Wrong	4.0%	14.3%	19.5%	20.4%	14.5%
	Not Wrong at All	1.9%	9.6%	17.6%	28.9%	14.1%
How wrong do you feel it would be for someone your age to use a vape pen or e-cigarette?	Very Wrong	86.2%	63.3%	51.1%	41.3%	60.9%
	Wrong	9.6%	22.1%	24.9%	23.1%	20.0%
	A Little Bit Wrong	2.7%	10.7%	16.9%	20.2%	12.5%
	Not Wrong at All	1.5%	3.9%	7.0%	15.4%	6.7%
During the past 30 days, what type of substances did you use in an electronic cigarette?*	I did not use an electronic cigarette	94.2%	86.3%	75.7%	65.7%	80.8%
	Liquid with nicotine in it	1.2%	6.2%	15.4%	25.6%	11.8%
	Liquid with THC (marijuana) in it	0.5%	3.4%	6.4%	9.4%	4.8%
	Liquid with flavor only (no nicotine or THC)	2.3%	6.6%	8.1%	8.7%	6.4%
	Don't know	4.0%	4.2%	4.3%	4.1%	4.2%
During the past 30 days, how did you get your own electronic vapor products?*	I did not use electronic vapor during the past 30 days.	97.7%	89.7%	81.2%	70.8%	85.1%
	I bought them in a store	0.2%	0.3%	0.9%	7.9%	2.2%
	I bought them on the internet	0.3%	0.6%	0.9%	1.8%	0.9%
	I gave someone I knew money to buy them for me	0.6%	2.0%	5.7%	9.0%	4.2%
	I gave someone I didn't know money to buy them for me	0.1%	0.3%	0.5%	0.8%	0.4%
	I borrowed (or bummed) them from someone else.	0.9%	4.3%	7.6%	10.2%	5.7%
	A friend gave them to me for free	0.2%	2.5%	5.6%	7.9%	4.0%
	A family member gave them to me for free	0.4%	1.7%	1.7%	1.7%	1.4%
	I took them from a store or family member	0.2%	0.8%	0.4%	0.3%	0.4%
	I got them some other way	0.9%	3.1%	3.8%	3.8%	2.9%
What are the reasons you have used e-cigarettes?*	I have never tried an e-cigarette.	95.6%	83.3%	71.6%	59.7%	77.9%
	Friend or family member used them.	2.4%	7.5%	11.5%	14.8%	9.0%
	To try to quit using other tobacco products	0.3%	0.7%	2.0%	4.1%	1.7%
	They cost less than other tobacco products	0.2%	0.5%	1.0%	3.3%	1.2%
	Easier to get than other tobacco products	0.1%	1.0%	2.0%	3.5%	1.6%
	Famous people on TV or in movies use them.	0.5%	0.2%	0.2%	0.4%	0.3%
	Less harmful than other forms of tobacco	0.6%	1.7%	4.7%	8.5%	3.7%
	Available in flavors, such as mint, candy, fruit, or chocolate.	1.0%	3.5%	5.9%	9.6%	4.9%
	I used them for some other reason.	1.9%	8.9%	13.8%	18.8%	10.7%
How wrong do your parents/caregivers feel it would be for you to use tobacco?	Very Wrong	91.4%	84.1%	79.1%	70.5%	81.6%
	Wrong	6.7%	13.3%	16.2%	19.4%	13.8%
	A Little Bit Wrong	1.4%	2.2%	3.6%	7.0%	3.4%
	Not Wrong at All	0.5%	0.5%	1.0%	3.0%	1.2%

		6th	8th	10th	12th	Total
How wrong do your friends feel it would be for you to use tobacco?	Very Wrong	83.7%	67.9%	58.5%	49.0%	65.1%
	Wrong	12.9%	20.7%	23.6%	21.4%	19.7%
	A Little Bit Wrong	2.4%	7.8%	11.4%	15.9%	9.2%
	Not Wrong at All	1.1%	3.6%	6.6%	13.7%	6.0%
		6th	8th	10th	12th	Total
How wrong do you feel it would be for someone your age to use tobacco?	Very Wrong	90.3%	75.7%	66.0%	55.0%	72.2%
	Wrong	7.9%	18.2%	21.2%	21.5%	17.2%
	A Little Bit Wrong	0.8%	4.2%	9.2%	13.5%	6.8%
	Not Wrong at All	0.9%	1.9%	3.6%	9.9%	3.9%
		6th	8th	10th	12th	Total
If you wanted to get some tobacco, how easy would it be for you to get some?	Don't know	45.7%	40.2%	40.1%	31.7%	39.6%
	Can't get	29.0%	21.5%	12.4%	5.5%	17.4%
	Very difficult	15.3%	12.7%	11.3%	6.4%	11.5%
	Fairly difficult	3.9%	6.1%	8.5%	6.1%	6.2%
	Fairly easy	3.0%	11.3%	13.6%	17.4%	11.2%
	Very easy	3.2%	8.2%	14.1%	32.9%	14.1%
	6th	8th	10th	12th	Total	
During the past 30 days, how did you get the tobacco products you used?*	I did not use tobacco during the past 30 days.	99.2%	96.6%	92.2%	86.4%	93.8%
	I bought them in a store	0.2%	0.1%	0.5%	5.7%	1.5%
	I bought them on the internet	0.3%	0.3%	0.3%	0.8%	0.4%
	I gave someone I knew money to buy them for me	0.3%	0.7%	2.5%	4.3%	1.9%
	I gave someone I didn't know money to buy it	0.3%	0.3%	0.4%	0.7%	0.4%
	A friend gave them to me for free	0.2%	1.6%	3.1%	5.1%	2.4%
	A family member gave them to me for free	0.3%	0.4%	1.3%	1.2%	0.8%
	I took them from a store or family member	0.2%	0.7%	0.8%	0.3%	0.5%
	I got them some other way	0.5%	1.6%	2.3%	2.0%	1.6%
		6th	8th	10th	12th	Total
How many of your closest friends use tobacco?	None	95.6%	82.6%	70.0%	54.2%	76.1%
	A few	3.9%	14.3%	24.6%	35.2%	19.1%
	Most	0.3%	2.8%	4.3%	8.1%	3.8%
	All	0.2%	0.3%	1.1%	2.5%	1.0%
		6th	8th	10th	12th	Total
During your life, how many times have you used tobacco?	0 times	97.3%	90.5%	82.5%	71.3%	85.8%
	1 or 2 times	1.9%	4.9%	6.8%	8.0%	5.3%
	3 to 9 times	0.3%	2.2%	3.1%	5.3%	2.7%
	10 to 19 times	0.2%	0.6%	1.5%	2.8%	1.2%
	20 to 39 times	0.2%	0.6%	1.7%	2.8%	1.3%
	40 or more times	0.1%	1.2%	4.3%	9.8%	3.7%
		6th	8th	10th	12th	Total
How old were you when you used tobacco for the first time?	I have never used tobacco	97.3%	90.1%	82.5%	71.1%	85.6%
	8 years old or younger	1.0%	1.5%	2.2%	1.3%	1.5%
	9 or 10 years old	0.8%	2.0%	1.9%	1.9%	1.6%
	11 or 12 years old	0.8%	3.4%	2.2%	3.2%	2.4%
	13 or 14 years old		2.9%	6.3%	6.5%	3.9%
	15 or 16 years old	0.1%		4.8%	11.0%	3.7%
	17 years old or older	0.0%	0.1%	0.1%	5.0%	1.2%
	6th	8th	10th	12th	Total	
How much do you think people risk harming themselves physically or in other ways when they smoke one or more packs of cigarettes per day?	No risk	6.2%	4.8%	6.9%	7.9%	6.4%
	Slight risk	7.0%	7.2%	7.4%	8.1%	7.4%
	Moderate risk	18.8%	20.2%	20.5%	19.1%	19.7%
	Great risk	68.0%	67.9%	65.2%	64.9%	66.5%
		6th	8th	10th	12th	Total
During the past 30 days, on how many days did you smoke part or all of a cigarette?	0 days	99.2%	97.2%	94.0%	90.2%	95.3%
	1 day	0.5%	0.6%	1.6%	1.8%	1.1%
	2 days		0.4%	0.6%	1.5%	0.6%
	3 to 5 days	0.0%	0.7%	1.1%	1.4%	0.8%
	6 to 9 days		0.3%	0.5%	1.5%	0.5%
	10 to 19 days	0.1%	0.2%	0.5%	0.8%	0.4%
	20 or more days	0.2%	0.6%	1.6%	2.8%	1.3%
	6th	8th	10th	12th	Total	
How much do you think people risk harming themselves physically or in other ways when they use chewing tobacco, snuff, or dip.	No risk	6.6%	5.3%	7.9%	9.3%	7.2%
	Slight risk	6.6%	9.0%	8.5%	10.3%	8.6%
	Moderate risk	21.6%	26.2%	26.0%	26.7%	25.2%
	Great risk	65.1%	59.4%	57.6%	53.7%	59.0%
		6th	8th	10th	12th	Total

During the past 30 days, on how many days did you use chewing tobacco, snuff, or dip such as Redman, Levi Garrett, Beechnut, Skoal, Bandits, or Copenhagen?	0 days	99.5%	98.4%	97.2%	94.7%	97.5%
	1 or 2 days	0.4%	0.6%	0.9%	1.3%	0.8%
	3 to 5 days	0.0%	0.3%	0.6%	1.4%	0.6%
	6 to 9 days		0.2%	0.1%	0.6%	0.2%
	10 to 19 days		0.3%	0.3%	0.7%	0.3%
	20 to 29 days		0.1%	0.4%	0.3%	0.2%
	All 30 days	0.1%	0.2%	0.6%	1.0%	0.4%
6th 8th 10th 12th Total						
How wrong do your parents/caregivers feel it would be for you to use marijuana?	Very Wrong	92.1%	81.9%	73.0%	64.3%	78.1%
	Wrong	5.3%	12.0%	15.5%	17.5%	12.5%
	A Little Bit Wrong	1.7%	3.9%	7.6%	9.4%	5.5%
	Not Wrong at All	0.9%	2.2%	3.9%	8.8%	3.8%
6th 8th 10th 12th Total						
How wrong do your friends feel it would be for you to use marijuana?	Very Wrong	87.5%	63.5%	50.1%	36.8%	59.8%
	Wrong	9.2%	17.6%	18.3%	16.2%	15.4%
	A Little Bit Wrong	1.7%	10.8%	15.2%	17.8%	11.3%
	Not Wrong at All	1.5%	8.1%	16.4%	29.2%	13.4%
6th 8th 10th 12th Total						
How wrong do you feel it would be for someone your age to use marijuana?	Very Wrong	91.7%	71.5%	56.0%	42.6%	65.9%
	Wrong	5.8%	14.7%	18.6%	18.0%	14.3%
	A Little Bit Wrong	1.5%	8.6%	15.6%	18.6%	10.9%
	Not Wrong at All	1.0%	5.3%	9.9%	20.8%	8.9%
6th 8th 10th 12th Total						
How much do you think people risk harming themselves physically or in other ways when they use marijuana once or twice a week?	No risk	7.1%	10.9%	16.4%	25.3%	14.7%
	Slight risk	7.7%	15.7%	21.7%	25.8%	17.6%
	Moderate risk	20.8%	20.9%	22.6%	21.0%	21.3%
	Great risk	64.5%	52.5%	39.2%	27.9%	46.4%
6th 8th 10th 12th Total						
If you wanted to get some marijuana, how easy would it be for you to get some?	Don't know	46.4%	40.7%	38.9%	32.5%	39.7%
	Can't get	32.6%	25.2%	13.6%	6.4%	19.7%
	Very difficult	14.8%	12.6%	9.3%	5.8%	10.7%
	Fairly difficult	2.6%	5.7%	7.3%	8.1%	5.9%
	Fairly easy	1.5%	7.9%	14.5%	18.9%	10.5%
	Very easy	2.1%	7.9%	16.4%	28.4%	13.4%
6th 8th 10th 12th Total						
During the past 30 days, how did you get the marijuana that you used?*	I did not use marijuana during the past 30 days.	98.6%	94.6%	88.8%	80.3%	90.8%
	I bought it from a dealer or stranger.	0.3%	1.2%	3.1%	6.7%	2.7%
	I bought it from a friend or family member.	0.6%	1.3%	3.2%	6.0%	2.7%
	I bought it on the internet.	0.4%	0.3%	0.2%	0.5%	0.3%
	A friend or family member gave it to me for free.	0.9%	2.6%	4.6%	8.5%	4.1%
	I took it from a family member or friend.	0.3%	1.1%	1.3%	2.1%	1.2%
	I bought it from a marijuana dispensary	0.1%	0.3%	0.5%	3.0%	0.9%
	I grew it myself	0.1%	0.3%	0.3%	0.8%	0.4%
	I got it some other way.	0.5%	2.0%	3.3%	4.9%	2.7%
6th 8th 10th 12th Total						
During the past 30 days, on how many days did you use marijuana?	0 days	99.1%	94.9%	89.8%	81.5%	91.5%
	1 or 2 days	0.5%	2.0%	3.0%	5.6%	2.7%
	3 to 5 days	0.1%	0.7%	1.7%	3.3%	1.4%
	6 to 9 days	0.1%	0.4%	1.0%	1.5%	0.7%
	10 to 19 days		1.0%	1.3%	2.3%	1.1%
	20 to 29 days	0.1%	0.4%	0.7%	1.6%	0.7%
	All 30 days	0.1%	0.5%	2.5%	4.3%	1.8%
6th 8th 10th 12th Total						
During your life, how many times have you used marijuana?	0 times	98.3%	89.0%	79.4%	63.8%	83.1%
	1 or 2 times	0.9%	4.1%	4.6%	7.1%	4.1%
	3 to 9 times	0.3%	2.5%	4.0%	5.7%	3.1%
	10 to 19 times	0.0%	0.9%	2.6%	4.6%	2.0%
	20 to 39 times	0.1%	1.0%	2.3%	3.8%	1.8%
	40 to 99 times	0.2%	1.0%	2.0%	4.9%	2.0%
	100 or more times	0.1%	1.3%	5.2%	10.1%	4.0%

		6th	8th	10th	12th	Total
How old were you when you used marijuana for the first time?	I have never used marijuana.	98.1%	88.9%	78.9%	63.0%	82.7%
	8 years old or younger	0.3%	0.6%	0.8%	0.9%	0.6%
	9 or 10 years old	0.5%	1.1%	0.7%	0.5%	0.7%
	11 or 12 years old	1.0%	4.8%	2.5%	3.1%	2.9%
	13 or 14 years old		4.4%	9.7%	9.1%	5.8%
	15 or 16 years old		0.1%	7.3%	17.0%	5.8%
	17 years old or older	0.1%	0.0%	0.1%	6.4%	1.5%
		6th	8th	10th	12th	Total
How many of your closest friends use marijuana?	None	94.8%	73.1%	56.6%	40.2%	66.7%
	A few	4.7%	20.2%	29.1%	34.7%	22.0%
	Most	0.3%	5.4%	10.7%	18.5%	8.5%
	All	0.2%	1.3%	3.6%	6.5%	2.8%
		6th	8th	10th	12th	Total
On the days that you use marijuana, how many times do you typically use it in one day?	I have never used marijuana.	98.1%	90.0%	80.2%	65.9%	84.0%
	1 time	1.1%	5.5%	7.9%	17.0%	7.7%
	2 times	0.2%	2.0%	5.9%	7.6%	3.8%
	3 times	0.2%	0.8%	2.6%	4.0%	1.9%
	4 times	0.0%	0.4%	1.3%	1.7%	0.8%
	5 times		0.3%	0.1%	0.8%	0.3%
	6 or more times	0.3%	0.9%	1.9%	3.0%	1.5%
		6th	8th	10th	12th	Total
Have you ever used marijuana with your parent's/caregiver's knowledge?	Yes	2.5%	3.7%	7.4%	14.5%	6.9%
	No	97.5%	96.3%	92.6%	85.5%	93.1%
		6th	8th	10th	12th	Total
During the past 30 days, how many times did you RIDE in a car or other vehicle driven by someone who had been using marijuana?	0 times	96.5%	92.5%	87.2%	80.5%	89.3%
	1 time	1.2%	2.2%	3.8%	5.1%	3.0%
	2 or 3 times	0.8%	2.1%	4.4%	5.5%	3.2%
	4 or 5 times	0.3%	0.7%	1.1%	2.6%	1.1%
	6 or more times	1.2%	2.5%	3.5%	6.3%	3.3%
		6th	8th	10th	12th	Total
During the past 30 days, how many times did you DRIVE a car or other vehicle when you had been using any marijuana?	I did not drive during the past 30 days.	77.9%	78.7%	62.5%	46.3%	66.9%
	0 times	21.4%	20.0%	34.5%	44.8%	29.8%
	1 time	0.3%	0.4%	1.1%	2.2%	1.0%
	2 or 3 times	0.0%	0.4%	1.2%	2.4%	1.0%
	4 or 5 times	0.1%	0.2%	0.2%	0.9%	0.3%
	6 or more times	0.2%	0.2%	0.5%	3.4%	1.0%
		6th	8th	10th	12th	Total
During the past 30 days, how did you use marijuana?	I did not use marijuana during the past 30 days.	98.8%	94.3%	88.6%	79.3%	90.5%
	I smoked it	0.9%	4.5%	9.5%	17.8%	8.0%
	I ate it	0.4%	1.8%	3.1%	6.5%	2.9%
	I used a vaporizer	0.4%	1.9%	4.0%	7.8%	3.4%
	I dabbed it	0.3%	1.9%	4.4%	8.0%	3.6%
	I used it in some other way	0.3%	0.9%	1.4%	1.9%	1.1%
		6th	8th	10th	12th	Total
During the past 6 months, where did use marijuana?	I did not use marijuana during the past 6 months.	98.1%	91.6%	84.2%	73.4%	87.1%
	At my home	0.7%	3.2%	5.9%	12.2%	5.4%
	At another person's home	0.7%	4.5%	10.7%	16.7%	8.0%
	When riding in or driving a car or other vehicle	0.4%	1.0%	4.0%	8.3%	3.3%
	At an open area such as a park	0.4%	1.6%	4.1%	7.9%	3.4%
	At a public event	0.3%	0.7%	1.5%	3.8%	1.5%
	On school property	0.1%	0.8%	1.5%	2.2%	1.1%
	Some other place	0.6%	2.6%	3.9%	6.7%	3.4%
		6th	8th	10th	12th	Total
How much do you think people risk harming themselves physically or in other ways when they use other drugs such as heroin, cocaine, LSD, or methamphetamines?	No risk	5.3%	3.1%	3.2%	4.8%	4.1%
	Slight risk	3.9%	4.5%	3.3%	3.0%	3.7%
	Moderate risk	13.9%	13.6%	11.1%	9.7%	12.1%
	Great risk	76.9%	78.9%	82.3%	82.5%	80.1%
		6th	8th	10th	12th	Total
If you wanted to get other drugs such as heroin, cocaine, LSD, or methamphetamines, how easy would it be for you to get some?	Don't know	48.3%	44.9%	48.3%	49.0%	47.5%
	Can't get	35.3%	32.0%	20.3%	13.0%	25.4%
	Very difficult	13.1%	13.5%	14.4%	12.8%	13.5%
	Fairly difficult	1.6%	4.2%	7.4%	10.3%	5.8%
	Fairly easy	0.9%	3.7%	6.0%	9.2%	4.9%
	Very easy	0.9%	1.7%	3.6%	5.7%	2.9%

	6th	8th	10th	12th	Total	
During the past 30 days, on how many days did you use other drugs such as heroin, cocaine, LSD, or methamphetamines?	0 days	99.6%	99.3%	98.9%	97.4%	98.8%
	1 day	0.1%	0.4%	0.5%	0.8%	0.5%
	2 days	0.0%	0.2%	0.2%	0.7%	0.3%
	3 to 5 days		0.0%	0.2%	0.6%	0.2%
	6 to 9 days			0.0%	0.2%	0.0%
	10 to 19 days	0.1%	0.1%	0.1%	0.2%	0.1%
20 or more days	0.1%		0.1%	0.2%	0.1%	
	6th	8th	10th	12th	Total	
During your life, how many times have you sniffed glue, breathed the contents of aerosol spray cans, or inhaled any paints or sprays to get high?	0 times	95.8%	92.7%	95.8%	94.2%	94.6%
	1 or 2 times	2.7%	3.9%	2.5%	3.6%	3.2%
	3 to 9 times	0.9%	1.8%	1.1%	1.4%	1.3%
	10 to 19 times	0.3%	0.9%	0.3%	0.3%	0.4%
	20 to 39 times	0.1%	0.3%	0.0%	0.2%	0.2%
	40 or more times	0.3%	0.4%	0.2%	0.4%	0.3%
	6th	8th	10th	12th	Total	
During the past 30 days, how many times have you used synthetic drugs (also called K2, Pink, Bath Salts, Spice, fake weed, King Kong, Yucatan Fire, Skunk, or Moon Rocks)?	0 times	98.8%	98.9%	99.2%	98.3%	98.8%
	1 or 2 times	0.7%	0.7%	0.6%	1.4%	0.8%
	3 to 9 times	0.1%	0.2%	0.1%	0.1%	0.2%
	10 to 19 times	0.1%	0.1%		0.1%	0.1%
	20 to 39 times	0.0%	0.0%		0.1%	0.0%
	40 or more times					
	6th	8th	10th	12th	Total	
During your life, how many times have you used ecstasy (also called MDMA)?	0 times	99.7%	99.5%	98.6%	95.9%	98.5%
	1 or 2 times	0.2%	0.4%	0.9%	1.5%	0.7%
	3 to 9 times		0.0%	0.1%	1.2%	0.3%
	10 to 19 times			0.1%	0.6%	0.2%
	20 to 39 times	0.1%		0.2%	0.3%	0.1%
	40 or more times			0.1%	0.6%	0.2%
	6th	8th	10th	12th	Total	
During your life, how many times have you used cocaine, including powder, crack, or freebase?	0 times	99.5%	99.3%	98.2%	95.3%	98.2%
	1 or 2 times	0.4%	0.6%	1.1%	2.4%	1.1%
	3 to 9 times			0.2%	0.7%	0.2%
	10 to 19 times			0.1%	0.5%	0.1%
	20 to 39 times		0.0%	0.1%	0.5%	0.1%
	40 or more times	0.1%	0.0%	0.3%	0.6%	0.2%
	6th	8th	10th	12th	Total	
During your life, how many times have you used methamphetamine (also called speed, crystal, crank, or ice)?	0 times	99.7%	99.4%	99.3%	98.2%	99.2%
	1 or 2 times	0.0%	0.5%	0.1%	1.1%	0.4%
	3 to 9 times	0.0%	0.0%	0.1%	0.2%	0.1%
	10 to 19 times			0.0%	0.3%	0.1%
	20 to 39 times	0.1%		0.0%	0.2%	0.1%
	40 or more times	0.1%		0.3%	0.1%	0.1%
	6th	8th	10th	12th	Total	
During your life, how many times have you used heroin (also known as smack, junk, or China White)?	0 times	99.8%	99.4%	99.6%	99.0%	99.4%
	1 or 2 times	0.2%	0.4%	0.2%	0.4%	0.3%
	3 to 9 times		0.1%	0.0%	0.1%	0.1%
	10 to 19 times		0.0%	0.0%	0.3%	0.1%
	20 to 39 times		0.0%		0.1%	0.0%
	40 or more times			0.1%	0.1%	0.0%
	6th	8th	10th	12th	Total	
During your life, how many times have you used over-the-counter drugs to get high?	0 times	99.3%	97.7%	95.6%	92.8%	96.4%
	1 or 2 times	0.5%	1.5%	2.1%	3.4%	1.8%
	3 to 9 times	0.0%	0.4%	1.0%	1.8%	0.8%
	10 to 19 times	0.1%		0.6%	0.8%	0.4%
	20 to 39 times		0.2%	0.3%	0.4%	0.2%
	40 or more times	0.1%	0.1%	0.4%	0.8%	0.4%
	6th	8th	10th	12th	Total	
When you are away from home, how often do your parents/caregivers know where you are?	Never	0.7%	0.7%	0.6%	1.8%	1.0%
	Rarely	1.5%	1.6%	1.9%	4.2%	2.2%
	Sometimes	3.3%	4.1%	6.0%	9.4%	5.7%
	Most of the time	19.4%	27.6%	37.3%	44.5%	32.2%
	Always	75.2%	66.0%	54.2%	40.2%	58.9%

		6th	8th	10th	12th	Total
When you are away from home, how often do your parents/caregivers know who you are with?	Never	0.9%	0.8%	1.0%	1.9%	1.2%
	Rarely	1.1%	2.0%	2.8%	5.0%	2.7%
	Sometimes	3.6%	5.7%	8.5%	11.9%	7.4%
	Most of the time	17.6%	28.9%	38.9%	42.0%	31.9%
	Always	76.8%	62.6%	48.9%	39.2%	56.8%
During the past 12 months, have you talked with at least one of your parents/caregivers about the dangers of tobacco, alcohol, or drug use?	Yes	60.2%	56.0%	55.5%	50.1%	55.5%
	No	39.8%	44.0%	44.5%	49.9%	44.5%
In the past 6 months, have you and either of your parents/caregivers discussed specific things you could do to stay away from drugs?	Yes	59.2%	48.4%	40.3%	31.8%	44.8%
	No	40.8%	51.6%	59.7%	68.2%	55.2%
In the past 6 months, have you and either of your parents/caregivers discussed family rules or expectations about using drugs?	Yes	50.0%	47.5%	47.5%	43.0%	47.0%
	No	50.0%	52.5%	52.5%	57.0%	53.0%
In the past 6 months, have you and either of your parents/caregivers discussed drug use in movies, music, and on TV?	Yes	28.3%	27.2%	23.3%	20.8%	24.8%
	No	71.7%	72.8%	76.7%	79.2%	75.2%
Where do you currently live?	At home with my family	98.0%	98.1%	97.9%	96.3%	97.6%
	With foster parent(s)	0.4%	0.4%	0.6%	0.5%	0.5%
	In a group home/residential facility	0.1%	0.1%	0.1%	0.1%	0.1%
	In a shelter	0.1%	0.1%	0.1%	0.1%	0.1%
	I live alone	0.1%	0.1%	0.2%	1.1%	0.3%
	I have no regular home	0.7%	0.4%	0.4%	0.5%	0.5%
	Some other place	0.7%	0.7%	0.7%	1.4%	0.9%
Have one or more of your parents/caregivers ever served time in jail or prison?	Yes	14.6%	19.0%	19.6%	19.7%	18.3%
	No	72.9%	70.3%	71.3%	74.1%	72.1%
	Don't know	12.5%	10.7%	9.1%	6.2%	9.6%
Have one or more of your parents/caregivers ever served time in the military?	Yes	23.8%	23.3%	19.5%	19.2%	21.5%
	No	63.5%	68.7%	75.9%	78.6%	71.7%
	Don't know	12.6%	8.0%	4.6%	2.2%	6.8%
During the past 12 months, how would you describe your grades in school?	Mostly A's	59.0%	53.1%	43.7%	43.8%	49.8%
	Mostly B's	28.2%	32.2%	34.4%	35.9%	32.7%
	Mostly C's	8.7%	11.0%	16.2%	16.4%	13.1%
	Mostly D's	1.9%	1.8%	3.7%	2.6%	2.5%
	Mostly F's	1.5%	1.1%	1.3%	0.7%	1.1%
	None of these grades	0.8%	0.8%	0.8%	0.6%	0.7%
During the past 30 days, on how many days did you have an unexcused absence from school (skipped or cut school)?	None	69.0%	71.9%	71.9%	61.7%	68.7%
	1 day	13.9%	11.5%	11.6%	14.0%	12.7%
	2 days	7.2%	7.1%	6.6%	9.7%	7.6%
	3 days	4.7%	4.1%	4.5%	6.8%	5.0%
	4 to 5 days	3.6%	3.1%	3.6%	4.5%	3.7%
	6 to 10 days	1.2%	1.4%	1.1%	2.1%	1.4%
	11 or more days	0.5%	1.0%	0.8%	1.2%	0.9%
		6th	8th	10th	12th	Total
How important is it for you to finish high school?	Very important	79.0%	78.2%	78.0%	85.2%	80.0%
	Important	19.0%	19.3%	19.4%	13.7%	17.9%
	Not very important	1.6%	2.1%	2.1%	0.9%	1.7%
	Not at all important	0.4%	0.4%	0.5%	0.2%	0.4%
How likely are you to complete a post high school program such as vocational training program, military service, community college, or 4-year college?	Very likely	36.5%	41.4%	49.7%	62.4%	47.6%
	Likely	48.0%	43.0%	36.4%	28.3%	38.9%
	Not very likely	13.0%	12.4%	10.4%	6.3%	10.5%
	Not at all likely	2.5%	3.2%	3.5%	3.0%	3.1%
I feel I belong at this school.	Always	47.9%	30.3%	26.7%	29.2%	33.4%
	Most of the time	38.4%	48.2%	49.1%	45.8%	45.5%
	Not often	7.2%	12.3%	13.5%	13.6%	11.7%
	Never	2.0%	3.7%	5.3%	5.7%	4.2%
	Not sure	4.5%	5.4%	5.5%	5.7%	5.3%

		6th	8th	10th	12th	Total
During the average week, on how many days do you participate in supervised after-school activities either at school or away from school?	0 days	33.6%	27.8%	30.2%	34.4%	31.4%
	1 day	13.6%	10.2%	11.0%	12.1%	11.7%
	2 days	14.4%	13.6%	13.1%	12.5%	13.4%
	3 or more days	38.3%	48.4%	45.7%	40.9%	43.4%
During the past 12 months, have you been bullied?		6th	8th	10th	12th	Total
	Yes	22.0%	25.1%	21.8%	18.8%	22.0%
	No	78.0%	74.9%	78.2%	81.2%	78.0%
If you or someone else was bullied in the past 12 months, how often did you report it to a teacher or other adult at the school?	Haven't been or seen bullying	60.5%	55.8%	58.5%	60.3%	58.7%
	All of the time	7.3%	5.0%	2.8%	3.2%	4.5%
	Most of the time	7.6%	6.5%	4.9%	4.3%	5.8%
	Some of the time	6.9%	7.9%	5.8%	5.0%	6.4%
	A little of the time	8.5%	9.4%	8.5%	6.0%	8.1%
	None of the time	9.2%	15.4%	19.6%	21.3%	16.4%
Do you personally know anyone that is in a gang?		6th	8th	10th	12th	Total
	Yes	7.4%	12.6%	17.4%	16.5%	13.5%
	No	72.0%	65.6%	63.3%	70.2%	67.7%
	Not sure	20.6%	21.8%	19.3%	13.3%	18.8%
Do gangs cause trouble at your school?		6th	8th	10th	12th	Total
	Yes	6.9%	5.3%	4.8%	3.0%	5.0%
	No	54.4%	64.3%	65.4%	78.3%	65.5%
	Not sure	38.7%	30.3%	29.8%	18.7%	29.4%
Have you ever belonged to a gang?	No, and I don't want to	95.0%	92.7%	93.0%	93.1%	93.4%
	No, but I would like to	1.3%	2.1%	2.7%	2.8%	2.2%
	Yes, in the past	2.4%	2.8%	2.8%	2.6%	2.7%
	Yes, I belong now	1.1%	2.4%	1.4%	1.3%	1.6%
	Yes, but I would like to get out	0.2%	0.1%	0.1%	0.3%	0.1%
During the past 12 months, have you seriously considered attempting suicide?		6th	8th	10th	12th	Total
	Yes	6.3%	14.6%	21.8%	23.7%	16.7%
	No	93.7%	85.4%	78.2%	76.3%	83.3%
During the past 12 months, have you made a plan about how you would attempt suicide?		6th	8th	10th	12th	Total
	Yes	5.2%	11.6%	17.0%	17.9%	13.0%
	No	94.8%	88.4%	83.0%	82.1%	87.0%
During the past 12 months, have you attempted suicide?		6th	8th	10th	12th	Total
	Yes	1.8%	3.8%	6.1%	5.4%	4.3%
	No	98.2%	96.2%	93.9%	94.6%	95.7%
During the past 30 days, how often did you feel nervous?		6th	8th	10th	12th	Total
	All the time	5.1%	8.7%	10.5%	11.6%	9.0%
	Most of the time	10.6%	14.2%	18.9%	19.7%	15.9%
	Some of the time	26.4%	31.8%	33.9%	33.5%	31.4%
	A little of the time	38.2%	32.8%	25.7%	24.1%	30.2%
	None of the time	19.7%	12.6%	11.0%	11.1%	13.5%
During the past 30 days, how often did you feel hopeless?		6th	8th	10th	12th	Total
	All the time	3.7%	5.0%	6.4%	6.5%	5.4%
	Most of the time	5.2%	9.4%	11.8%	12.9%	9.8%
	Some of the time	11.5%	13.8%	19.0%	22.3%	16.6%
	A little of the time	26.3%	27.7%	25.9%	25.4%	26.3%
	None of the time	53.4%	44.1%	36.9%	32.9%	41.8%
During the past 30 days, how often did you feel restless or fidgety?		6th	8th	10th	12th	Total
	All the time	7.7%	10.7%	12.4%	13.9%	11.2%
	Most of the time	10.8%	14.6%	17.8%	19.9%	15.8%
	Some of the time	19.4%	22.0%	24.8%	24.2%	22.7%
	A little of the time	29.2%	26.4%	25.9%	24.6%	26.5%
	None of the time	32.9%	26.4%	19.0%	17.4%	23.9%
During the past 30 days, how often did you feel so depressed that nothing could cheer you up?		6th	8th	10th	12th	Total
	All the time	2.8%	3.3%	3.9%	4.8%	3.7%
	Most of the time	4.6%	7.3%	9.2%	9.5%	7.7%
	Some of the time	11.2%	11.8%	16.4%	18.0%	14.3%
	A little of the time	21.0%	21.4%	22.0%	22.8%	21.8%
	None of the time	60.4%	56.2%	48.6%	45.0%	52.5%

		6th	8th	10th	12th	Total
During the past 30 days, how often did you feel that everything was an effort?	All the time	11.7%	8.2%	9.3%	10.6%	9.9%
	Most of the time	14.4%	14.5%	14.9%	16.9%	15.2%
	Some of the time	17.0%	21.8%	24.8%	25.1%	22.3%
	A little of the time	24.1%	25.4%	26.2%	25.3%	25.3%
	None of the time	32.8%	30.1%	24.8%	22.1%	27.3%
During the past 30 days, how often did you feel worthless?	All the time	3.4%	5.8%	7.1%	7.6%	6.0%
	Most of the time	5.3%	7.9%	9.9%	9.9%	8.3%
	Some of the time	8.2%	10.0%	13.9%	15.0%	11.8%
	A little of the time	18.4%	19.2%	19.4%	20.7%	19.4%
	None of the time	64.7%	57.1%	49.6%	46.7%	54.5%
I know how to say "no" when someone wants me to do things I know are wrong or dangerous.	Strongly agree	3.4%	5.8%	7.1%	7.6%	6.0%
	Agree	5.3%	7.9%	9.9%	9.9%	8.3%
	Neither agree or disagree	8.2%	10.0%	13.9%	15.0%	11.8%
	Disagree	18.4%	19.2%	19.4%	20.7%	19.4%
	Strongly disagree	64.7%	57.1%	49.6%	46.7%	54.5%
Did you experience any of the following due to the coronavirus or coronavirus symptoms?*	I was sick with the coronavirus or coronavirus symptoms.	0.3%	0.7%	2.0%	4.1%	1.7%
	One or more people living in my home lost their job.	0.2%	0.5%	1.0%	3.3%	1.2%
	I had to move or change homes.	0.1%	1.0%	2.0%	3.5%	1.6%
	Skipped one or more meals because my family didn't have enough money to buy food.	0.5%	0.2%	0.2%	0.4%	0.3%
	I felt anxious, sad, or hopeless.	0.6%	1.7%	4.7%	8.5%	3.7%
	People in my home were fighting a lot.	1.0%	3.5%	5.9%	9.6%	4.9%
	Difficulty in school b/c didn't have access to a reliable computer or internet.	1.9%	8.9%	13.8%	18.8%	10.7%
	None of these.	1.0%	3.5%	5.9%	9.6%	4.9%
I miss spending time at school, learning with other students in person.	Strongly agree	0.3%	0.7%	2.0%	4.1%	1.7%
	Agree	0.2%	0.5%	1.0%	3.3%	1.2%
	Neutral	0.1%	1.0%	2.0%	3.5%	1.6%
	Disagree	0.5%	0.2%	0.2%	0.4%	0.3%
	Strongly disagree	0.6%	1.7%	4.7%	8.5%	3.7%
	I have not participated in online learning	1.0%	3.5%	5.9%	9.6%	4.9%
I miss spending time at school, learning with my teachers in person.	Strongly agree	0.3%	0.7%	2.0%	4.1%	1.7%
	Agree	0.2%	0.5%	1.0%	3.3%	1.2%
	Neutral	0.1%	1.0%	2.0%	3.5%	1.6%
	Disagree	0.5%	0.2%	0.2%	0.4%	0.3%
	Strongly disagree	0.6%	1.7%	4.7%	8.5%	3.7%
	I have not participated in online learning	1.0%	3.5%	5.9%	9.6%	4.9%
When I am learning online, I understand my teacher's instructions.	Strongly agree	0.3%	0.7%	2.0%	4.1%	1.7%
	Agree	0.2%	0.5%	1.0%	3.3%	1.2%
	Neutral	0.1%	1.0%	2.0%	3.5%	1.6%
	Disagree	0.5%	0.2%	0.2%	0.4%	0.3%
	Strongly disagree	0.6%	1.7%	4.7%	8.5%	3.7%
	I have not participated in online learning	0.6%	1.7%	4.7%	8.5%	3.7%
I stay focused when doing online school work.	Strongly agree	0.3%	0.7%	2.0%	4.1%	1.7%
	Agree	0.2%	0.5%	1.0%	3.3%	1.2%
	Neutral	0.1%	1.0%	2.0%	3.5%	1.6%
	Disagree	0.5%	0.2%	0.2%	0.4%	0.3%
	Strongly disagree	0.6%	1.7%	4.7%	8.5%	3.7%
	I have not participated in online learning	0.1%	1.0%	2.0%	3.5%	1.6%
My learning improved when my classes were taught online due to COVID-19.	Strongly agree	2.8%	3.3%	3.9%	4.8%	3.7%
	Agree	4.6%	7.3%	9.2%	9.5%	7.7%
	Neutral	11.2%	11.8%	16.4%	18.0%	14.3%
	Disagree	21.0%	21.4%	22.0%	22.8%	21.8%
	Strongly disagree	60.4%	56.2%	48.6%	45.0%	52.5%
I have access to a computer or the internet to complete my online school work.	Strongly agree	0.3%	0.7%	2.0%	4.1%	1.7%
	Agree	0.2%	0.5%	1.0%	3.3%	1.2%

EXAMPLE

	Neutral	0.1%	1.0%	2.0%	3.5%	1.6%
	Disagree	0.5%	0.2%	0.2%	0.4%	0.3%
	Strongly disagree	0.6%	1.7%	4.7%	8.5%	3.7%
	I have not participated in online learning	0.1%	1.0%	2.0%	3.5%	1.6%
		6th	8th	10th	12th	Total
I have a quiet space that I am able to use when doing online work.	Strongly agree	2.8%	3.3%	3.9%	4.8%	3.7%
	Agree	4.6%	7.3%	9.2%	9.5%	7.7%
	Neutral	11.2%	11.8%	16.4%	18.0%	14.3%
	Disagree	21.0%	21.4%	22.0%	22.8%	21.8%
	Strongly disagree	60.4%	56.2%	48.6%	45.0%	52.5%
	I have not participated in online learning	0.5%	0.2%	0.2%	0.4%	0.3%
		6th	8th	10th	12th	Total
It is easy to use the online learning platform my school has chosen.	Strongly agree	0.3%	0.7%	2.0%	4.1%	1.7%
	Agree	0.2%	0.5%	1.0%	3.3%	1.2%
	Neutral	0.1%	1.0%	2.0%	3.5%	1.6%
	Disagree	0.5%	0.2%	0.2%	0.4%	0.3%
	Strongly disagree	0.6%	1.7%	4.7%	8.5%	3.7%
	I have not participated in online learning	0.1%	1.0%	2.0%	3.5%	1.6%

EXAMPLE